


# Videocard Benchmarks


Over 1,000,000 Video Cards Benchmarked

## Video Card List

Below is an alphabetical list of all Video Card types that appear in the charts. Clicking on a specific Video Card will take you to the chart it appears in and will highlight it for you.

 VIDEO CARD

---


 High End

High Mid Range

Low Mid Range

Low End


---

 Best Value


Common

Market Share (30 Days)

---


 Compare <sup>0</sup>

---

 Video Card Mega List

[Search Model](#)

---

 GPU Compute Video Card Chart

## Single Video Card

Find Videocard

Videocard Name	Passmark G3D Mark (higher is better)	Rank (lower is better)	Videocard Value (higher is better)	Price (USD)
<a href="#">128 DDR Radeon 9700 TX w/TV-Out</a>	44	1499	NA	NA
<a href="#">128MB DDR Radeon 9800 Pro</a>	66	1441	NA	NA
<a href="#">128MB RADEON X600 SE</a>	49	1484	NA	NA
<a href="#">256MB RADEON X600</a>	67	1434	NA	NA
<a href="#">7900 MOD - Radeon HD 6520G</a>	610	871	NA	NA
<a href="#">A10-8700P</a>	513	976	NA	NA
<a href="#">A6 Micro-6500T Quad-Core APU with RadeonR4</a>	220	1175	NA	NA
<a href="#">ABIT Siluro T400</a>	3	1685	NA	NA
<a href="#">ALL-IN-WONDER 9000</a>	4	1662	NA	NA
<a href="#">ALL-IN-WONDER RADEON 8500DV</a>	5	1651	NA	NA
<a href="#">All-in-Wonder X1900</a>	127	1282	NA	NA
<a href="#">ALL-IN-WONDER X800 GT</a>	84	1387	NA	NA
<a href="#">ASUS EAH4870x2</a>	496	992	NA	NA
<a href="#">Barco MXRT 5400</a>	1161	493	NA	NA
<a href="#">Barco MXRT 5450</a>	992	577	NA	NA
<a href="#">Barco MXRT 7500</a>	4319	187	NA	NA
<a href="#">Embedded Radeon E9173</a>	1996	336	NA	NA
<a href="#">Familie de jeu de puces Express Intel 946GZ</a>	7	1627	NA	NA
<a href="#">FireGL T2-128</a>	30	1554	NA	NA
<a href="#">FireGL V3100</a>	52	1471	NA	NA

CPU Benchmarks

Video Card Benchmarks

Hard Drive Benchmarks

RAM

PC Systems

Android

iOS / iPhone

Videocard Name	Passmark G3D Mark (higher is better)	Rank (lower is better)	Videocard Value (higher is better)	Price (USD)
<a href="#">FireGL V3200</a>	84	1384	NA	NA
<a href="#">FireGL V3300</a>	70	1423	NA	NA
<a href="#">FireGL V3350</a>	68	1430	NA	NA
<a href="#">FireGL V3400</a>	103	1335	NA	NA
<a href="#">FireGL V3600</a>	179	1227	<a href="#">1.12</a>	<a href="#">\$160.99*</a>
<a href="#">FireGL V5100</a>	92	1365	NA	NA
<a href="#">FireGL V5200</a>	114	1306	NA	NA
<a href="#">FireGL V5600</a>	341	1087	NA	NA
<a href="#">FireGL V7200</a>	116	1301	NA	NA
<a href="#">FireGL V7300</a>	128	1280	<a href="#">0.11</a>	<a href="#">\$1,189.99*</a>
<a href="#">FireGL V7350</a>	110	1317	<a href="#">0.07</a>	<a href="#">\$1,523.99*</a>
<a href="#">FireGL V7600</a>	615	867	NA	NA
<a href="#">FireGL V7700</a>	660	820	<a href="#">3.77</a>	<a href="#">\$174.99*</a>
<a href="#">FireGL V8650</a>	550	937	<a href="#">1.67</a>	<a href="#">\$329.99*</a>
<a href="#">FireGL X1</a>	59	1457	NA	NA
<a href="#">FireMV 2200 PCIe</a>	36	1528	<a href="#">0.40</a>	<a href="#">\$89.99*</a>
<a href="#">FireMV 2250</a>	45	1492	<a href="#">0.43</a>	<a href="#">\$105.99*</a>
<a href="#">FireMV 2260</a>	117	1297	<a href="#">1.12</a>	<a href="#">\$104.99*</a>
<a href="#">FireMV 2400 PCIe</a>	11	1613	NA	NA
<a href="#">FirePro 2260</a>	112	1310	NA	NA
<a href="#">FirePro 2270</a>	226	1170	<a href="#">2.16</a>	<a href="#">\$105.06*</a>
<a href="#">FirePro 2450</a>	51	1475	<a href="#">0.18</a>	<a href="#">\$278.00*</a>
<a href="#">FirePro 2460</a>	215	1180	<a href="#">0.80</a>	<a href="#">\$269.99*</a>
<a href="#">FirePro 3D V3700</a>	178	1230	<a href="#">2.10</a>	<a href="#">\$84.99*</a>
<a href="#">FirePro 3D V3750</a>	341	1086	<a href="#">6.71</a>	<a href="#">\$50.88*</a>
<a href="#">FirePro 3D V3800</a>	472	1009	<a href="#">3.15</a>	<a href="#">\$149.99*</a>
<a href="#">FirePro 3D V4800</a>	1168	490	<a href="#">7.30</a>	<a href="#">\$159.99*</a>
<a href="#">FirePro 3D V5700</a>	546	942	<a href="#">1.71</a>	<a href="#">\$319.99*</a>
<a href="#">FirePro 3D V5800</a>	1487	419	<a href="#">4.02</a>	<a href="#">\$369.99*</a>
<a href="#">FirePro 3D V7750</a>	545	948	<a href="#">1.56</a>	<a href="#">\$350.00*</a>
Videocard Name	Passmark G3D Mark (higher is better)	Rank (lower is better)	Videocard Value (higher is better)	Price (USD)
<a href="#">FirePro 3D V7800</a>	1834	358	<a href="#">3.06</a>	<a href="#">\$599.99*</a>
<a href="#">FirePro 3D V8700</a>	1206	485	<a href="#">6.03</a>	<a href="#">\$199.99*</a>
<a href="#">FirePro 3D V8750</a>	1271	469	<a href="#">1.03</a>	<a href="#">\$1,230.99*</a>

CPU Benchmarks

Video Card Benchmarks

Hard Drive Benchmarks

RAM

PC Systems

Android

iOS / iPhone

Videocard Name	Passmark G3D Mark (higher is better)	Rank (lower is better)	Videocard Value (higher is better)	Price (USD)
<a href="#">FirePro 3D V8800</a>	2437	286	<a href="#">5.74</a>	<a href="#">\$424.99*</a>
<a href="#">FirePro 3D V9800</a>	2811	268	<a href="#">1.13</a>	<a href="#">\$2,499.00*</a>
<a href="#">FirePro M2000</a>	623	859	NA	NA
<a href="#">FirePro M4000</a>	1628	396	NA	NA
<a href="#">FirePro M4000 Mobility Pro</a>	1714	381	NA	NA
<a href="#">FirePro M40003</a>	1364	439	NA	NA
<a href="#">Firepro M4100</a>	1059	535	NA	NA
<a href="#">FirePro M4150</a>	1113	513	NA	NA
<a href="#">FirePro M4170</a>	1065	530	NA	NA
<a href="#">FirePro M5100</a>	2102	322	NA	NA
<a href="#">FirePro M5950</a>	1314	452	NA	NA
<a href="#">FirePro M6000 Mobility Pro</a>	1734	376	NA	NA
<a href="#">FirePro M6100</a>	2979	260	NA	NA
<a href="#">FirePro M6100 FireGL V</a>	3487	226	NA	NA
<a href="#">FirePro M7740</a>	665	813	NA	NA
<a href="#">FirePro S10000</a>	5235	153	NA	NA
<a href="#">FirePro S7000</a>	4166	195	NA	NA
<a href="#">FirePro S9000</a>	5059	159	NA	NA
<a href="#">FirePro V3800</a>	472	1008	NA	NA
<a href="#">FirePro V3900</a>	874	641	<a href="#">6.73</a>	<a href="#">\$129.99*</a>
<a href="#">FirePro V4900</a>	1308	454	<a href="#">9.03</a>	<a href="#">\$144.99*</a>
<a href="#">FirePro V5700</a>	464	1015	NA	NA
<a href="#">FirePro V5900</a>	1534	415	<a href="#">4.79</a>	<a href="#">\$319.99*</a>
<a href="#">FirePro V7000 Adapter</a>	3161	243	NA	NA
<a href="#">FirePro V7900</a>	2749	271	<a href="#">22.91</a>	<a href="#">\$119.99*</a>
<a href="#">FirePro V9800 Adapter</a>	2726	272	NA	NA
<a href="#">FirePro W2100</a>	905	624	<a href="#">7.94</a>	<a href="#">\$113.99*</a>
<a href="#">FirePro W4100</a>	1606	401	<a href="#">10.04</a>	<a href="#">\$159.99*</a>
<a href="#">FirePro W4100 Adapter</a>	1692	388	NA	NA
<a href="#">FirePro W4170M</a>	1325	447	NA	NA
<a href="#">Firepro W4190M</a>	1274	466	NA	NA
<a href="#">FirePro W4300</a>	2908	264	<a href="#">12.12</a>	<a href="#">\$239.99*</a>
<a href="#">FirePro W5000</a>	3090	250	<a href="#">7.12</a>	<a href="#">\$434.00*</a>
<a href="#">FirePro W5100</a>	3032	254	<a href="#">10.86</a>	<a href="#">\$279.13*</a>

CPU Benchmarks

Video Card Benchmarks

Hard Drive Benchmarks

RAM

PC Systems

Android

iOS / iPhone

Videocard Name	Passmark G3D Mark (higher is better)	Rank (lower is better)	Videocard Value (higher is better)	Price (USD)
<a href="#">FirePro W5130M</a>	1674	391	NA	NA
<a href="#">Firepro W5170M</a>	2168	315	NA	NA
<a href="#">FirePro W600</a>	1703	385	<a href="#">5.32</a>	<a href="#">\$319.99*</a>
<a href="#">FirePro W7000</a>	4357	184	<a href="#">7.65</a>	<a href="#">\$569.99*</a>
<a href="#">FirePro W7000 Adapter</a>	4105	197	NA	NA
<a href="#">FirePro W7100</a>	5416	144	<a href="#">18.68</a>	<a href="#">\$289.99*</a>
<a href="#">FirePro W7100 Adapter</a>	5553	142	NA	NA
<a href="#">FirePro W7170M</a>	4578	173	NA	NA
<a href="#">FirePro W8000</a>	4673	170	<a href="#">4.46</a>	<a href="#">\$1,048.99*</a>
<a href="#">FirePro W8000 Adapter</a>	4751	166	NA	NA
<a href="#">FirePro W8100</a>	6164	123	<a href="#">5.54</a>	<a href="#">\$1,112.18*</a>
<a href="#">FirePro W8100 Graphic Adapter</a>	7570	102	NA	NA
Videocard Name	Passmark G3D Mark (higher is better)	Rank (lower is better)	Videocard Value (higher is better)	Price (USD)
<a href="#">FirePro W9000</a>	5305	150	<a href="#">1.54</a>	<a href="#">\$3,443.99*</a>
<a href="#">FirePro W9100</a>	7186	109	<a href="#">2.61</a>	<a href="#">\$2,749.99*</a>
<a href="#">FireStream 9250</a>	1164	492	NA	NA
<a href="#">FireStream 9270</a>	1341	445	NA	NA
<a href="#">GeForce 205</a>	126	1285	NA	NA
<a href="#">GeForce 210</a>	170	1236	<a href="#">3.80</a>	<a href="#">\$44.99*</a>
<a href="#">GeForce 256</a>	5	1660	<a href="#">0.12</a>	<a href="#">\$42.04*</a>
<a href="#">GeForce 305M</a>	190	1216	NA	NA
<a href="#">GeForce 310</a>	202	1201	<a href="#">1.87</a>	<a href="#">\$108.35*</a>
<a href="#">GeForce 310M</a>	208	1189	NA	NA
<a href="#">GeForce 315</a>	247	1156	<a href="#">7.50</a>	<a href="#">\$32.99*</a>
<a href="#">GeForce 315M</a>	208	1190	NA	NA
<a href="#">GeForce 320M</a>	271	1134	NA	NA
<a href="#">GeForce 405</a>	210	1185	<a href="#">8.52</a>	<a href="#">\$24.64*</a>
<a href="#">GeForce 410M</a>	354	1077	NA	NA
<a href="#">GeForce 505</a>	186	1219	NA	NA
<a href="#">GeForce 510</a>	310	1109	<a href="#">4.43</a>	<a href="#">\$69.99*</a>
<a href="#">GeForce 605</a>	323	1096	<a href="#">3.30</a>	<a href="#">\$97.99*</a>
<a href="#">GeForce 6100</a>	21	1589	NA	NA
<a href="#">GeForce 6100 nForce 400</a>	25	1571	NA	NA
<a href="#">GeForce 6100 nForce 405</a>	22	1587	NA	NA

CPU Benchmarks

Video Card Benchmarks

Hard Drive Benchmarks

RAM

PC Systems

Android

iOS / iPhone

Videocard Name	Passmark G3D Mark (higher is better)	Rank (lower is better)	Videocard Value (higher is better)	Price (USD)
<a href="#">GeForce 6100 nForce 420</a>	25	1570	NA	NA
<a href="#">GeForce 6100 nForce 430</a>	23	1582	NA	NA
<a href="#">GeForce 610M</a>	405	1051	NA	NA
<a href="#">GeForce 615</a>	548	939	NA	NA
<a href="#">GeForce 6150</a>	21	1588	<a href="#">0.15</a>	<a href="#">\$149.99*</a>
<a href="#">GeForce 6150 LE</a>	21	1590	NA	NA
<a href="#">GeForce 6150SE</a>	24	1576	NA	NA
<a href="#">GeForce 6150SE nForce 430</a>	22	1583	NA	NA
<a href="#">GeForce 6200</a>	44	1498	<a href="#">1.11</a>	<a href="#">\$39.99*</a>
<a href="#">GeForce 6200 A-LE</a>	32	1548	NA	NA
<a href="#">GeForce 6200 LE</a>	26	1566	<a href="#">0.65</a>	<a href="#">\$41.24*</a>
<a href="#">GeForce 6200 TurboCache</a>	38	1519	NA	NA
<a href="#">GeForce 6200SE TurboCache</a>	28	1559	NA	NA
<a href="#">GeForce 6500</a>	38	1521	NA	NA
<a href="#">GeForce 6600</a>	62	1448	NA	NA
<a href="#">GeForce 6600 GT</a>	100	1341	<a href="#">1.55</a>	<a href="#">\$64.95*</a>
<a href="#">GeForce 6600 LE</a>	51	1474	NA	NA
<a href="#">GeForce 6610 XL</a>	88	1380	NA	NA
<a href="#">GeForce 6700 XL</a>	95	1356	NA	NA
<a href="#">GeForce 6800</a>	112	1313	<a href="#">2.82</a>	<a href="#">\$39.99*</a>
<a href="#">GeForce 6800 GS</a>	137	1269	NA	NA
<a href="#">GeForce 6800 GS/XT</a>	102	1336	NA	NA
<a href="#">GeForce 6800 GT</a>	142	1257	NA	NA
<a href="#">GeForce 6800 LE</a>	109	1321	NA	NA
<a href="#">GeForce 6800 Ultra</a>	138	1266	NA	NA
<a href="#">GeForce 6800 XT</a>	101	1339	NA	NA
<a href="#">GeForce 7000M</a>	13	1606	NA	NA
<a href="#">GeForce 7000M / nForce 610M</a>	12	1607	NA	NA
Videocard Name	Passmark G3D Mark (higher is better)	Rank (lower is better)	Videocard Value (higher is better)	Price (USD)
<a href="#">GeForce 7025 / nForce 630a</a>	25	1572	NA	NA
<a href="#">GeForce 7050 / nForce 610i</a>	27	1560	NA	NA
<a href="#">GeForce 7050 / nForce 620i</a>	31	1551	NA	NA
<a href="#">GeForce 7050 / nForce 630i</a>	27	1565	NA	NA
<a href="#">GeForce 7050 PV / nForce 630a</a>	22	1586	NA	NA

CPU Benchmarks

Video Card Benchmarks

Hard Drive Benchmarks

RAM

PC Systems

Android

iOS / iPhone

Videocard Name	Passmark G3D Mark (higher is better)	Rank (lower is better)	Videocard Value (higher is better)	Price (USD)
<a href="#">GeForce 705M</a>	455	1019	NA	NA
<a href="#">GeForce 7100 / nForce 630i</a>	31	1550	NA	NA
<a href="#">GeForce 7100 GS</a>	43	1500	NA	NA
<a href="#">GeForce 710A</a>	538	957	NA	NA
<a href="#">GeForce 710M</a>	572	912	NA	NA
<a href="#">GeForce 7150 / nForce 630i</a>	33	1544	NA	NA
<a href="#">GeForce 7150M / nForce 630M</a>	18	1597	NA	NA
<a href="#">GeForce 720A</a>	724	753	NA	NA
<a href="#">GeForce 7300 GS</a>	66	1439	NA	NA
<a href="#">GeForce 7300 GT</a>	108	1323	<a href="#">0.72</a>	<a href="#">\$149.99*</a>
<a href="#">GeForce 7300 LE</a>	55	1469	<a href="#">1.74</a>	<a href="#">\$32.00*</a>
<a href="#">GeForce 7300 SE</a>	39	1518	NA	NA
<a href="#">GeForce 7300 SE/7200 GS</a>	41	1506	NA	NA
<a href="#">GeForce 730A</a>	812	679	NA	NA
<a href="#">GeForce 7350 LE</a>	74	1414	NA	NA
<a href="#">GeForce 7500 LE</a>	69	1428	NA	NA
<a href="#">GeForce 7600 GS</a>	134	1274	<a href="#">1.58</a>	<a href="#">\$84.99*</a>
<a href="#">GeForce 7600 GT</a>	181	1224	<a href="#">2.13</a>	<a href="#">\$84.95*</a>
<a href="#">GeForce 7650 GS</a>	134	1276	NA	NA
<a href="#">GeForce 7800 GS</a>	177	1231	NA	NA
<a href="#">GeForce 7800 GT</a>	196	1208	<a href="#">2.45</a>	<a href="#">\$80.00*</a>
<a href="#">GeForce 7800 GTX</a>	221	1171	NA	NA
<a href="#">GeForce 7900 GS</a>	219	1176	NA	NA
<a href="#">GeForce 7900 GT</a>	258	1149	NA	NA
<a href="#">GeForce 7900 GT/GTO</a>	247	1157	NA	NA
<a href="#">GeForce 7900 GTX</a>	306	1112	NA	NA
<a href="#">GeForce 7950 GT</a>	264	1144	<a href="#">2.30</a>	<a href="#">\$114.95*</a>
<a href="#">GeForce 7950 GX2</a>	201	1202	<a href="#">3.67</a>	<a href="#">\$54.99*</a>
<a href="#">GeForce 800A</a>	428	1038	NA	NA
<a href="#">GeForce 800M</a>	555	930	NA	NA
<a href="#">GeForce 8100 / nForce 720a</a>	79	1407	NA	NA
<a href="#">GeForce 810A</a>	638	841	NA	NA
<a href="#">GeForce 810M</a>	489	995	NA	NA
<a href="#">GeForce 8200</a>	79	1405	NA	NA

CPU Benchmarks

Video Card Benchmarks

Hard Drive Benchmarks

RAM

PC Systems

Android

iOS / iPhone

Videocard Name	Passmark G3D Mark (higher is better)	Rank (lower is better)	Videocard Value (higher is better)	Price (USD)
<a href="#">GeForce 8200M G</a>	56	1466	NA	NA
<a href="#">GeForce 820A</a>	706	774	NA	NA
<a href="#">GeForce 820M</a>	620	862	NA	NA
<a href="#">GeForce 825M</a>	765	713	NA	NA
<a href="#">GeForce 8300</a>	91	1373	<a href="#">4.04</a>	<a href="#">\$22.68*</a>
<a href="#">GeForce 8300 GS</a>	66	1436	NA	NA
<a href="#">GeForce 830A</a>	1004	568	NA	NA
<a href="#">GeForce 830M</a>	910	622	NA	NA
<a href="#">GeForce 8400</a>	100	1340	<a href="#">1.45</a>	<a href="#">\$69.78*</a>
<a href="#">GeForce 8400 GS</a>	112	1311	<a href="#">2.82</a>	<a href="#">\$39.99*</a>
Videocard Name	Passmark G3D Mark (higher is better)	Rank (lower is better)	Videocard Value (higher is better)	Price (USD)
<a href="#">GeForce 8400 SE</a>	68	1431	NA	NA
<a href="#">GeForce 8400M G</a>	58	1458	NA	NA
<a href="#">GeForce 8400M GS</a>	81	1396	<a href="#">5.45</a>	<a href="#">\$14.99*</a>
<a href="#">GeForce 8400M GT</a>	98	1349	NA	NA
<a href="#">GeForce 840A</a>	878	635	NA	NA
<a href="#">GeForce 840M</a>	930	609	NA	NA
<a href="#">GeForce 845M</a>	1151	497	NA	NA
<a href="#">GeForce 8500 GT</a>	136	1271	NA	NA
<a href="#">GeForce 8600 GS</a>	141	1258	NA	NA
<a href="#">GeForce 8600 GT</a>	240	1161	NA	NA
<a href="#">GeForce 8600 GTS</a>	283	1127	NA	NA
<a href="#">GeForce 8600M GS</a>	123	1287	NA	NA
<a href="#">GeForce 8600M GT</a>	168	1238	NA	NA
<a href="#">GeForce 8700M GT</a>	206	1195	NA	NA
<a href="#">GeForce 8800 GS</a>	543	953	NA	NA
<a href="#">GeForce 8800 GT</a>	747	733	NA	NA
<a href="#">GeForce 8800 GTS</a>	605	876	NA	NA
<a href="#">GeForce 8800 GTS 512</a>	833	660	NA	NA
<a href="#">GeForce 8800 GTX</a>	762	718	NA	NA
<a href="#">GeForce 8800 Ultra</a>	769	712	NA	NA
<a href="#">GeForce 8800M GTS</a>	474	1007	NA	NA
<a href="#">GeForce 8800M GTX</a>	542	956	NA	NA
<a href="#">GeForce 9100</a>	81	1394	NA	NA

CPU Benchmarks

Video Card Benchmarks

Hard Drive Benchmarks

RAM

PC Systems

Android

iOS / iPhone

Videocard Name	Passmark G3D Mark (higher is better)	Rank (lower is better)	Videocard Value (higher is better)	Price (USD)
<a href="#">GeForce 9100M G</a>	74	1412	NA	NA
<a href="#">GeForce 910M</a>	486	998	NA	NA
<a href="#">GeForce 9200</a>	80	1404	NA	NA
<a href="#">GeForce 9200M GE</a>	80	1403	NA	NA
<a href="#">GeForce 9200M GS</a>	84	1386	NA	NA
<a href="#">GeForce 920A</a>	919	614	NA	NA
<a href="#">GeForce 920M</a>	740	746	NA	NA
<a href="#">GeForce 920MX</a>	1097	519	NA	NA
<a href="#">GeForce 9300</a>	126	1283	NA	NA
<a href="#">GeForce 9300 / nForce 730i</a>	129	1279	NA	NA
<a href="#">GeForce 9300 GE</a>	100	1342	<a href="#">4.38</a>	<a href="#">\$22.99*</a>
<a href="#">GeForce 9300 GS</a>	91	1372	<a href="#">1.53</a>	<a href="#">\$59.95*</a>
<a href="#">GeForce 9300GE</a>	97	1351	NA	NA
<a href="#">GeForce 9300M G</a>	85	1383	NA	NA
<a href="#">GeForce 9300M GS</a>	93	1358	NA	NA
<a href="#">GeForce 930A</a>	1227	480	NA	NA
<a href="#">GeForce 930M</a>	964	591	NA	NA
<a href="#">GeForce 930MX</a>	1251	472	NA	NA
<a href="#">GeForce 9400</a>	139	1264	NA	NA
<a href="#">GeForce 9400 GT</a>	186	1220	<a href="#">2.33</a>	<a href="#">\$79.99*</a>
<a href="#">GeForce 9400M</a>	118	1295	NA	NA
<a href="#">GeForce 9400M G</a>	123	1286	NA	NA
<a href="#">GeForce 940A</a>	1031	552	NA	NA
<a href="#">GeForce 940M</a>	1007	567	NA	NA
<a href="#">GeForce 940MX</a>	1378	434	NA	NA
<a href="#">GeForce 945M</a>	1558	408	NA	NA
Videocard Name	Passmark G3D Mark (higher is better)	Rank (lower is better)	Videocard Value (higher is better)	Price (USD)
<a href="#">GeForce 9500 GS</a>	276	1131	NA	NA
<a href="#">GeForce 9500 GT</a>	271	1135	<a href="#">3.16</a>	<a href="#">\$85.99*</a>
<a href="#">GeForce 9500M</a>	103	1333	NA	NA
<a href="#">GeForce 9500M G</a>	166	1241	NA	NA
<a href="#">GeForce 9500M GS</a>	179	1228	NA	NA
<a href="#">GeForce 9600 GS</a>	445	1024	NA	NA
<a href="#">GeForce 9600 GSO</a>	514	975	<a href="#">10.30</a>	<a href="#">\$49.99*</a>



CPU Benchmarks

Video Card Benchmarks

Hard Drive Benchmarks

RAM

PC Systems

Android

iOS / iPhone

Videocard Name	Passmark G3D Mark (higher is better)	Rank (lower is better)	Videocard Value (higher is better)	Price (USD)
<a href="#">GeForce 9600 GSO 512</a>	500	986	NA	NA
<a href="#">GeForce 9600 GT</a>	728	750	<a href="#">18.22</a>	<a href="#">\$39.99*</a>
<a href="#">GeForce 9600M GS</a>	231	1169	NA	NA
<a href="#">GeForce 9600M GT</a>	259	1148	NA	NA
<a href="#">GeForce 9600M GT / GeForce GT 220M</a>	293	1121	NA	NA
<a href="#">GeForce 9650M GS</a>	270	1137	NA	NA
<a href="#">GeForce 9650M GT</a>	254	1153	NA	NA
<a href="#">GeForce 9700M GT</a>	317	1102	NA	NA
<a href="#">GeForce 9700M GTS</a>	477	1002	NA	NA
<a href="#">GeForce 9800 GT</a>	706	773	<a href="#">6.80</a>	<a href="#">\$103.99*</a>
<a href="#">GeForce 9800 GTX</a>	769	711	NA	NA
<a href="#">GeForce 9800 GTX+</a>	895	627	NA	NA
<a href="#">GeForce 9800 GTX/9800 GTX+</a>	878	636	<a href="#">9.76</a>	<a href="#">\$89.99*</a>
<a href="#">GeForce 9800 GX2</a>	797	688	NA	NA
<a href="#">GeForce 9800 S</a>	635	844	NA	NA
<a href="#">GeForce 9800M GS</a>	547	941	NA	NA
<a href="#">GeForce 9800M GT</a>	475	1004	NA	NA
<a href="#">GeForce 9800M GTS</a>	644	837	NA	NA
<a href="#">GeForce 9800M GTX</a>	517	972	<a href="#">1.57</a>	<a href="#">\$328.50*</a>
<a href="#">GeForce 999 GTX</a>	83	1390	NA	NA
<a href="#">GeForce FX 5200</a>	7	1626	<a href="#">0.11</a>	<a href="#">\$69.99*</a>
<a href="#">GeForce FX 5200 Ultra</a>	12	1611	NA	NA
<a href="#">GeForce FX 5200LE</a>	7	1630	<a href="#">0.16</a>	<a href="#">\$42.99*</a>
<a href="#">GeForce FX 5200SE</a>	11	1612	NA	NA
<a href="#">GeForce FX 5500</a>	8	1623	<a href="#">0.23</a>	<a href="#">\$36.99*</a>
<a href="#">GeForce FX 5600</a>	12	1608	NA	NA
<a href="#">GeForce FX 5600 Ultra</a>	17	1601	NA	NA
<a href="#">GeForce FX 5600XT</a>	9	1621	NA	NA
<a href="#">GeForce FX 5700</a>	40	1509	NA	NA
<a href="#">GeForce FX 5700 Ultra</a>	34	1538	NA	NA
<a href="#">GeForce FX 5700LE</a>	24	1574	NA	NA
<a href="#">GeForce FX 5700VE</a>	33	1543	NA	NA
<a href="#">GeForce FX 5900</a>	34	1535	NA	NA
<a href="#">GeForce FX 5900 Ultra</a>	41	1508	NA	NA

CPU Benchmarks

Video Card Benchmarks

Hard Drive Benchmarks

RAM

PC Systems

Android

iOS / iPhone

Videocard Name	Passmark G3D Mark (higher is better)	Rank (lower is better)	Videocard Value (higher is better)	Price (USD)
<a href="#">GeForce FX 5900XT</a>	40	1512	NA	NA
<a href="#">GeForce FX 5950 Ultra</a>	59	1455	NA	NA
<a href="#">GeForce FX Go 5200</a>	8	1622	NA	NA
<a href="#">GeForce FX Go 5600</a>	17	1600	NA	NA
<a href="#">GeForce FX Go5300</a>	12	1610	NA	NA
<a href="#">GeForce FX Go5650</a>	16	1602	NA	NA
<a href="#">GeForce FX Go5700</a>	51	1473	NA	NA
<a href="#">GeForce G 103M</a>	104	1329	NA	NA
Videocard Name	Passmark G3D Mark (higher is better)	Rank (lower is better)	Videocard Value (higher is better)	Price (USD)
<a href="#">GeForce G 105M</a>	112	1314	NA	NA
<a href="#">GeForce G100</a>	99	1343	<a href="#">4.99</a>	<a href="#">\$19.99*</a>
<a href="#">GeForce G102M</a>	93	1360	NA	NA
<a href="#">GeForce G105M</a>	178	1229	NA	NA
<a href="#">GeForce G200</a>	131	1277	NA	NA
<a href="#">GeForce G205M</a>	91	1371	NA	NA
<a href="#">GeForce G210</a>	168	1239	<a href="#">2.67</a>	<a href="#">\$63.13*</a>
<a href="#">GeForce G210M</a>	198	1205	NA	NA
<a href="#">GeForce Go 6100</a>	17	1599	NA	NA
<a href="#">GeForce Go 6150</a>	17	1598	NA	NA
<a href="#">GeForce Go 6200</a>	15	1603	NA	NA
<a href="#">GeForce Go 6400</a>	24	1577	NA	NA
<a href="#">GeForce Go 6600</a>	69	1424	NA	NA
<a href="#">GeForce Go 6600 TE/6200 TE</a>	44	1495	NA	NA
<a href="#">GeForce Go 6800</a>	106	1327	NA	NA
<a href="#">GeForce Go 6800 Ultra</a>	137	1268	NA	NA
<a href="#">GeForce Go 7200</a>	45	1493	NA	NA
<a href="#">GeForce Go 7300</a>	50	1478	NA	NA
<a href="#">GeForce Go 7400</a>	62	1447	NA	NA
<a href="#">GeForce Go 7600</a>	127	1281	NA	NA
<a href="#">GeForce Go 7600 GT</a>	165	1245	NA	NA
<a href="#">GeForce Go 7700</a>	147	1254	NA	NA
<a href="#">GeForce Go 7800</a>	114	1305	NA	NA
<a href="#">GeForce Go 7800 GTX</a>	209	1188	NA	NA
<a href="#">GeForce Go 7900 GS</a>	176	1232	NA	NA

CPU Benchmarks

Video Card Benchmarks

Hard Drive Benchmarks

RAM

PC Systems

Android

iOS / iPhone

Videocard Name	Passmark G3D Mark (higher is better)	Rank (lower is better)	Videocard Value (higher is better)	Price (USD)
<a href="#">GeForce Go 7900 GTX</a>	270	1136	NA	NA
<a href="#">GeForce Go 7950 GTX</a>	263	1145	NA	NA
<a href="#">GeForce GPU</a>	1151	498	NA	NA
<a href="#">GeForce GT 1030</a>	2320	294	<a href="#">27.31</a>	<a href="#">\$84.99</a>
<a href="#">GeForce GT 120</a>	286	1125	<a href="#">8.30</a>	<a href="#">\$34.49*</a>
<a href="#">GeForce GT 120M</a>	265	1142	NA	NA
<a href="#">GeForce GT 130</a>	456	1018	<a href="#">16.30</a>	<a href="#">\$27.99*</a>
<a href="#">GeForce GT 130M</a>	297	1117	NA	NA
<a href="#">GeForce GT 140</a>	747	732	NA	NA
<a href="#">GeForce GT 220</a>	349	1084	<a href="#">4.37</a>	<a href="#">\$79.99*</a>
<a href="#">GeForce GT 220M</a>	256	1152	NA	NA
<a href="#">GeForce GT 230</a>	471	1010	<a href="#">10.71</a>	<a href="#">\$43.99*</a>
<a href="#">GeForce GT 230M</a>	331	1093	NA	NA
<a href="#">GeForce GT 240</a>	648	833	<a href="#">17.07</a>	<a href="#">\$37.99*</a>
<a href="#">GeForce GT 240M</a>	349	1083	NA	NA
<a href="#">GeForce GT 320</a>	551	936	<a href="#">16.87</a>	<a href="#">\$32.69*</a>
<a href="#">GeForce GT 320M</a>	205	1197	NA	NA
<a href="#">GeForce GT 325M</a>	290	1123	NA	NA
<a href="#">GeForce GT 330</a>	555	932	<a href="#">13.88</a>	<a href="#">\$39.99*</a>
<a href="#">GeForce GT 330M</a>	361	1073	NA	NA
<a href="#">GeForce GT 335M</a>	502	985	NA	NA
<a href="#">GeForce GT 340</a>	774	704	<a href="#">14.62</a>	<a href="#">\$52.99*</a>
<a href="#">GeForce GT 415M</a>	318	1100	NA	NA
<a href="#">GeForce GT 420</a>	477	1003	<a href="#">10.39</a>	<a href="#">\$45.99*</a>
Videocard Name	Passmark G3D Mark (higher is better)	Rank (lower is better)	Videocard Value (higher is better)	Price (USD)
<a href="#">GeForce GT 420M</a>	543	952	NA	NA
<a href="#">GeForce GT 425M</a>	627	855	NA	NA
<a href="#">GeForce GT 430</a>	661	819	<a href="#">18.39</a>	<a href="#">\$35.99*</a>
<a href="#">GeForce GT 435M</a>	667	809	NA	NA
<a href="#">GeForce GT 440</a>	841	655	<a href="#">12.03</a>	<a href="#">\$69.99*</a>
<a href="#">GeForce GT 445M</a>	1055	536	NA	NA
<a href="#">GeForce GT 520</a>	365	1071	<a href="#">6.09</a>	<a href="#">\$59.99*</a>
<a href="#">GeForce GT 520M</a>	385	1059	<a href="#">6.42</a>	<a href="#">\$59.99*</a>
<a href="#">GeForce GT 520MX</a>	407	1048	NA	NA

CPU Benchmarks

Video Card Benchmarks

Hard Drive Benchmarks

RAM

PC Systems

Videocard

Price

Videocard Name	Passmark G3D Mark (higher is better)	Rank (lower is better)	Videocard Value (higher is better)	Price (USD) iOS / iPhone
<a href="#">GeForce GT 525M</a>	600	883	NA	NA
<a href="#">GeForce GT 530</a>	745	736	<a href="#">15.22</a>	<a href="#">\$49.00*</a>
<a href="#">GeForce GT 540M</a>	649	831	NA	NA
<a href="#">GeForce GT 545</a>	1289	458	<a href="#">23.21</a>	<a href="#">\$55.59*</a>
<a href="#">GeForce GT 550M</a>	720	758	NA	NA
<a href="#">GeForce GT 555M</a>	891	628	NA	NA
<a href="#">GeForce GT 610</a>	349	1081	<a href="#">8.75</a>	<a href="#">\$39.99*</a>
<a href="#">GeForce GT 620</a>	430	1035	<a href="#">10.76</a>	<a href="#">\$39.99*</a>
<a href="#">GeForce GT 620M</a>	574	910	NA	NA
<a href="#">GeForce GT 625</a>	438	1030	NA	NA
<a href="#">GeForce GT 625M</a>	500	987	NA	NA
<a href="#">GeForce GT 630</a>	746	734	<a href="#">21.34</a>	<a href="#">\$34.99*</a>
<a href="#">GeForce GT 630M</a>	691	787	NA	NA
<a href="#">GeForce GT 635</a>	912	618	NA	NA
<a href="#">GeForce GT 635M</a>	700	779	NA	NA
<a href="#">GeForce GT 640</a>	1281	460	<a href="#">21.37</a>	<a href="#">\$59.99*</a>
<a href="#">GeForce GT 640M</a>	971	589	NA	NA
<a href="#">GeForce GT 640M LE</a>	789	696	<a href="#">0.93</a>	<a href="#">\$849.99*</a>
<a href="#">GeForce GT 645</a>	2250	305	NA	NA
<a href="#">GeForce GT 645M</a>	914	616	NA	NA
<a href="#">GeForce GT 650M</a>	1235	479	NA	NA
<a href="#">GeForce GT 705</a>	417	1043	NA	NA
<a href="#">GeForce GT 710</a>	687	792	<a href="#">15.29</a>	<a href="#">\$44.99</a>
<a href="#">GeForce GT 710M</a>	552	934	NA	NA
<a href="#">GeForce GT 720</a>	716	766	<a href="#">13.03</a>	<a href="#">\$54.99*</a>
<a href="#">GeForce GT 720A</a>	660	821	NA	NA
<a href="#">GeForce GT 720M</a>	563	920	NA	NA
<a href="#">GeForce GT 730</a>	922	613	<a href="#">10.85</a>	<a href="#">\$84.99</a>
<a href="#">GeForce GT 730A</a>	742	742	NA	NA
<a href="#">GeForce GT 730M</a>	845	653	NA	NA
<a href="#">GeForce GT 735M</a>	677	804	NA	NA
<a href="#">GeForce GT 740</a>	1569	407	<a href="#">16.52</a>	<a href="#">\$94.99*</a>
<a href="#">GeForce GT 740M</a>	790	694	NA	NA
<a href="#">GeForce GT 745A</a>	1179	488	NA	NA

CPU Benchmarks

Video Card Benchmarks

Hard Drive Benchmarks

RAM

PC Systems

Android

iOS / iPhone

Videocard Name	Passmark G3D Mark (higher is better)	Rank (lower is better)	Videocard Value (higher is better)	Price (USD)
<a href="#">GeForce GT 745M</a>	980	581	NA	NA
<a href="#">GeForce GT 750M</a>	1300	456	NA	NA
<a href="#">GeForce GT 755M</a>	1603	402	NA	NA
<a href="#">GeForce GT 820M</a>	705	775	NA	NA
<a href="#">GeForce GT625M</a>	529	963	NA	NA
<a href="#">GeForce GTS 160M</a>	678	802	NA	NA
Videocard Name	Passmark G3D Mark (higher is better)	Rank (lower is better)	Videocard Value (higher is better)	Price (USD)
<a href="#">GeForce GTS 240</a>	817	676	<a href="#">12.59</a>	<a href="#">\$64.99*</a>
<a href="#">GeForce GTS 250</a>	874	640	<a href="#">7.61</a>	<a href="#">\$114.99*</a>
<a href="#">GeForce GTS 250M</a>	569	916	NA	NA
<a href="#">GeForce GTS 350M</a>	556	928	NA	NA
<a href="#">GeForce GTS 360M</a>	756	723	NA	NA
<a href="#">GeForce GTS 450</a>	1557	409	<a href="#">23.97</a>	<a href="#">\$64.99*</a>
<a href="#">GeForce GTX 1050</a>	4802	164	<a href="#">30.02</a>	<a href="#">\$159.99</a>
<a href="#">GeForce GTX 1050 (Mobile)</a>	4509	175	NA	NA
<a href="#">GeForce GTX 1050 Ti</a>	6074	125	<a href="#">43.40</a>	<a href="#">\$139.98</a>
<a href="#">GeForce GTX 1050 Ti (Mobile)</a>	6011	127	NA	NA
<a href="#">GeForce GTX 1050 Ti with Max-Q Design</a>	5789	135	NA	NA
<a href="#">GeForce GTX 1050 with Max-Q Design</a>	3853	207	NA	NA
<a href="#">GeForce GTX 1060</a>	9098	74	<a href="#">28.13</a>	<a href="#">\$323.48</a>
<a href="#">GeForce GTX 1060 (Mobile)</a>	7645	101	NA	NA
<a href="#">GeForce GTX 1060 3GB</a>	8996	76	<a href="#">47.35</a>	<a href="#">\$189.99</a>
<a href="#">GeForce GTX 1060 5GB</a>	6406	118	NA	NA
<a href="#">GeForce GTX 1060 with Max-Q Design</a>	7857	96	NA	NA
<a href="#">GeForce GTX 1070</a>	11385	43	<a href="#">28.46</a>	<a href="#">\$399.99*</a>
<a href="#">GeForce GTX 1070 (Mobile)</a>	9454	70	NA	NA
<a href="#">GeForce GTX 1070 Ti</a>	12292	31	<a href="#">24.10</a>	<a href="#">\$509.99</a>
<a href="#">GeForce GTX 1070 with Max-Q Design</a>	9463	69	NA	NA
<a href="#">GeForce GTX 1080</a>	12454	29	<a href="#">18.59</a>	<a href="#">\$669.99*</a>
<a href="#">GeForce GTX 1080 Ti</a>	14204	14	<a href="#">12.91</a>	<a href="#">\$1,100.00</a>
<a href="#">GeForce GTX 1080 with Max-Q Design</a>	10180	59	NA	NA
<a href="#">GeForce GTX 1650</a>	7914	94	<a href="#">52.76</a>	<a href="#">\$149.99</a>
<a href="#">GeForce GTX 1650 (Mobile)</a>	6920	114	NA	NA
<a href="#">GeForce GTX 1650 SI IPFR</a>	9546	67	<a href="#">59.67</a>	<a href="#">\$159.99</a>

CPU Benchmarks

Video Card Benchmarks

Hard Drive Benchmarks

RAM

PC Systems

Android

iOS / iPhone

Videocard Name	Passmark G3D Mark (higher is better)	Rank (lower is better)	Videocard Value (higher is better)	Price (USD)
<a href="#">GeForce GTX 1650 with Max-Q Design</a>	5887	131	NA	NA
<a href="#">GeForce GTX 1660</a>	10806	50	<a href="#">51.46</a>	<a href="#">\$209.99</a>
<a href="#">GeForce GTX 1660 SUPER</a>	11222	46	<a href="#">48.80</a>	<a href="#">\$229.99</a>
<a href="#">GeForce GTX 1660 Ti</a>	11481	38	<a href="#">44.16</a>	<a href="#">\$259.99</a>
<a href="#">GeForce GTX 1660 Ti (Mobile)</a>	9575	65	NA	NA
<a href="#">GeForce GTX 1660 Ti with Max-Q Design</a>	8583	82	NA	NA
<a href="#">GeForce GTX 260</a>	1137	502	<a href="#">11.92</a>	<a href="#">\$95.38*</a>
<a href="#">GeForce GTX 260M</a>	589	895	NA	NA
<a href="#">GeForce GTX 275</a>	1245	474	<a href="#">10.38</a>	<a href="#">\$119.99*</a>
<a href="#">GeForce GTX 280</a>	1208	484	<a href="#">2.31</a>	<a href="#">\$522.78*</a>
<a href="#">GeForce GTX 280M</a>	621	861	NA	NA
<a href="#">GeForce GTX 285</a>	1274	468	<a href="#">7.08</a>	<a href="#">\$179.99*</a>
<a href="#">GeForce GTX 285M</a>	734	749	NA	NA
<a href="#">GeForce GTX 295</a>	1053	538	<a href="#">6.58</a>	<a href="#">\$159.99*</a>
<a href="#">GeForce GTX 460</a>	2652	277	<a href="#">29.47</a>	<a href="#">\$89.99*</a>
<a href="#">GeForce GTX 460 SE</a>	2258	304	<a href="#">14.11</a>	<a href="#">\$159.99*</a>
<a href="#">GeForce GTX 460 v2</a>	2494	283	<a href="#">12.48</a>	<a href="#">\$199.99*</a>
<a href="#">GeForce GTX 460M</a>	1397	432	NA	NA
<a href="#">GeForce GTX 465</a>	2947	261	<a href="#">11.20</a>	<a href="#">\$263.28*</a>
<a href="#">GeForce GTX 470</a>	3602	218	<a href="#">6.90</a>	<a href="#">\$522.01*</a>
<a href="#">GeForce GTX 470M</a>	1949	347	NA	NA
<a href="#">GeForce GTX 480</a>	4361	183	<a href="#">60.59</a>	<a href="#">\$71.99*</a>
Videocard Name	Passmark G3D Mark (higher is better)	Rank (lower is better)	Videocard Value (higher is better)	Price (USD)
<a href="#">GeForce GTX 480M</a>	2050	331	NA	NA
<a href="#">GeForce GTX 485M</a>	2400	291	NA	NA
<a href="#">GeForce GTX 550 Ti</a>	1921	352	<a href="#">6.68</a>	<a href="#">\$287.59*</a>
<a href="#">GeForce GTX 555</a>	2162	316	NA	NA
<a href="#">GeForce GTX 560</a>	3116	247	<a href="#">8.81</a>	<a href="#">\$353.59*</a>
<a href="#">GeForce GTX 560 SE</a>	2199	311	<a href="#">24.44</a>	<a href="#">\$89.99*</a>
<a href="#">GeForce GTX 560 Ti</a>	3529	222	<a href="#">25.58</a>	<a href="#">\$138.00*</a>
<a href="#">GeForce GTX 560M</a>	1541	414	NA	NA
<a href="#">GeForce GTX 570</a>	4418	179	<a href="#">44.19</a>	<a href="#">\$99.99*</a>
<a href="#">GeForce GTX 570M</a>	2024	335	NA	NA
<a href="#">GeForce GTX 580</a>	5016	160	<a href="#">17.31</a>	<a href="#">\$289.88*</a>

CPU Benchmarks

Video Card Benchmarks

Hard Drive Benchmarks

RAM

PC Systems

Android

iOS / iPhone

Videocard Name	Passmark G3D Mark (higher is better)	Rank (lower is better)	Videocard Value (higher is better)	Price (USD)
<a href="#">GeForce GTX 580M</a>	2279	299	NA	NA
<a href="#">GeForce GTX 590</a>	4221	194	<a href="#">22.94</a>	<a href="#">\$184.00*</a>
<a href="#">GeForce GTX 645</a>	1939	348	NA	NA
<a href="#">GeForce GTX 650</a>	1836	357	<a href="#">12.68</a>	<a href="#">\$144.81*</a>
<a href="#">GeForce GTX 650 Ti</a>	2659	276	<a href="#">15.64</a>	<a href="#">\$169.99*</a>
<a href="#">GeForce GTX 650 Ti BOOST</a>	3537	221	NA	NA
<a href="#">GeForce GTX 660</a>	4130	196	<a href="#">14.49</a>	<a href="#">\$284.99*</a>
<a href="#">GeForce GTX 660 Ti</a>	4654	171	<a href="#">16.62</a>	<a href="#">\$279.99*</a>
<a href="#">GeForce GTX 660M</a>	1448	423	NA	NA
<a href="#">GeForce GTX 670</a>	5361	149	<a href="#">11.29</a>	<a href="#">\$474.99*</a>
<a href="#">GeForce GTX 670M</a>	1953	346	NA	NA
<a href="#">GeForce GTX 670MX</a>	2080	324	NA	NA
<a href="#">GeForce GTX 675M</a>	2141	320	NA	NA
<a href="#">GeForce GTX 675MX</a>	2476	285	NA	NA
<a href="#">GeForce GTX 680</a>	5667	139	<a href="#">9.77</a>	<a href="#">\$579.99*</a>
<a href="#">GeForce GTX 680M</a>	3349	233	<a href="#">6.70</a>	<a href="#">\$499.99*</a>
<a href="#">GeForce GTX 680MX</a>	4270	191	NA	NA
<a href="#">GeForce GTX 690</a>	5405	145	<a href="#">5.41</a>	<a href="#">\$999.00*</a>
<a href="#">GeForce GTX 745</a>	2200	310	NA	NA
<a href="#">GeForce GTX 750</a>	3331	234	<a href="#">25.63</a>	<a href="#">\$129.99*</a>
<a href="#">GeForce GTX 750 Ti</a>	3776	212	<a href="#">12.63</a>	<a href="#">\$299.01*</a>
<a href="#">GeForce GTX 760</a>	4938	162	<a href="#">19.75</a>	<a href="#">\$249.99*</a>
<a href="#">GeForce GTX 760 Ti</a>	5118	157	<a href="#">17.21</a>	<a href="#">\$297.50*</a>
<a href="#">GeForce GTX 760 Ti OEM</a>	5376	148	NA	NA
<a href="#">GeForce GTX 760A</a>	1281	461	NA	NA
<a href="#">GeForce GTX 760M</a>	1440	426	NA	NA
<a href="#">GeForce GTX 765M</a>	1889	353	NA	NA
<a href="#">GeForce GTX 770</a>	6062	126	<a href="#">8.62</a>	<a href="#">\$702.99*</a>
<a href="#">GeForce GTX 770M</a>	2670	275	<a href="#">15.00</a>	<a href="#">\$177.99*</a>
<a href="#">GeForce GTX 775M</a>	4222	193	NA	NA
<a href="#">GeForce GTX 780</a>	7956	91	<a href="#">10.96</a>	<a href="#">\$725.99*</a>
<a href="#">GeForce GTX 780 Ti</a>	8891	77	<a href="#">22.23</a>	<a href="#">\$399.99</a>
<a href="#">GeForce GTX 780M</a>	4040	200	NA	NA
<a href="#">GeForce GTX 850A</a>	1049	542	NA	NA

CPU Benchmarks

Video Card Benchmarks

Hard Drive Benchmarks

RAM

PC Systems

Android

iOS / iPhone

Videocard Name	Passmark G3D Mark (higher is better)	Rank (lower is better)	Videocard Value (higher is better)	Price (USD)
<a href="#">GeForce GTX 850M</a>	1664	392	NA	NA
<a href="#">GeForce GTX 860M</a>	1989	337	NA	NA
<a href="#">GeForce GTX 870M</a>	2483	284	NA	NA
<a href="#">GeForce GTX 880M</a>	3732	215	NA	NA
Videocard Name	Passmark G3D Mark (higher is better)	Rank (lower is better)	Videocard Value (higher is better)	Price (USD)
<a href="#">GeForce GTX 950</a>	5251	151	<a href="#">30.89</a>	<a href="#">\$169.99*</a>
<a href="#">GeForce GTX 950A</a>	1876	355	NA	NA
<a href="#">GeForce GTX 950M</a>	1959	344	NA	NA
<a href="#">GeForce GTX 960</a>	5837	134	<a href="#">25.38</a>	<a href="#">\$229.99*</a>
<a href="#">GeForce GTX 960A</a>	2410	290	NA	NA
<a href="#">GeForce GTX 960M</a>	2417	289	NA	NA
<a href="#">GeForce GTX 965M</a>	3268	238	NA	NA
<a href="#">GeForce GTX 970</a>	8661	79	<a href="#">26.25</a>	<a href="#">\$329.99*</a>
<a href="#">GeForce GTX 970M</a>	4272	190	<a href="#">2.25</a>	<a href="#">\$1,899.00*</a>
<a href="#">GeForce GTX 980</a>	9689	64	<a href="#">18.38</a>	<a href="#">\$527.20*</a>
<a href="#">GeForce GTX 980 Ti</a>	11443	41	<a href="#">23.47</a>	<a href="#">\$487.48*</a>
<a href="#">GeForce GTX 980M</a>	5991	128	NA	NA
<a href="#">GeForce GTX Titan</a>	7939	92	<a href="#">6.51</a>	<a href="#">\$1,219.99</a>
<a href="#">GeForce GTX TITAN Black</a>	8653	80	<a href="#">6.18</a>	<a href="#">\$1,399.99*</a>
<a href="#">GeForce GTX TITAN X</a>	10681	51	<a href="#">5.34</a>	<a href="#">\$1,999.99*</a>
<a href="#">GeForce GTX TITAN Z</a>	7647	100	<a href="#">2.28</a>	<a href="#">\$3,349.99*</a>
<a href="#">GeForce MX110</a>	1625	397	NA	NA
<a href="#">GeForce MX130</a>	1978	340	NA	NA
<a href="#">GeForce MX150</a>	2249	307	NA	NA
<a href="#">GeForce MX230</a>	2175	314	NA	NA
<a href="#">GeForce MX250</a>	2577	281	NA	NA
<a href="#">GeForce PCX 5300</a>	6	1638	NA	NA
<a href="#">GeForce PCX 5750</a>	34	1533	NA	NA
<a href="#">GeForce RTX 2060</a>	12803	24	<a href="#">42.68</a>	<a href="#">\$299.99</a>
<a href="#">GeForce RTX 2060 (Mobile)</a>	10540	52	NA	NA
<a href="#">GeForce RTX 2060 SUPER</a>	13792	17	<a href="#">34.48</a>	<a href="#">\$399.99</a>
<a href="#">GeForce RTX 2070</a>	14001	16	<a href="#">35.00</a>	<a href="#">\$399.99</a>
<a href="#">GeForce RTX 2070 (Mobile)</a>	11277	44	NA	NA
<a href="#">GeForce RTX 2070 SUPER</a>	14916	7	<a href="#">29.91</a>	<a href="#">\$498.68</a>



CPU Benchmarks

Video Card Benchmarks

Hard Drive Benchmarks

RAM

PC Systems

Android

iOS / iPhone

Videocard Name	Passmark G3D Mark (higher is better)	Rank (lower is better)	Videocard Value (higher is better)	Price (USD)
<a href="#">GeForce RTX 2070 with Max-Q Design</a>	11219	47	NA	NA
<a href="#">GeForce RTX 2080</a>	15476	5	<a href="#">22.11</a>	<a href="#">\$699.99</a>
<a href="#">GeForce RTX 2080 (Mobile)</a>	13117	21	NA	NA
<a href="#">GeForce RTX 2080 SUPER</a>	15866	4	<a href="#">23.03</a>	<a href="#">\$689.00</a>
<a href="#">GeForce RTX 2080 Ti</a>	16700	2	<a href="#">15.18</a>	<a href="#">\$1,099.99</a>
<a href="#">GeForce RTX 2080 with Max-Q Design</a>	12387	30	NA	NA
<a href="#">GeForce2 GTS/GeForce2 Pro</a>	3	1682	NA	NA
<a href="#">GeForce2 Integrated GPU</a>	4	1674	NA	NA
<a href="#">GeForce2 MX</a>	2	1715	NA	NA
<a href="#">GeForce2 MX 100/200</a>	3	1702	NA	NA
<a href="#">GeForce2 MX/MX 400</a>	3	1684	NA	NA
<a href="#">GeForce2 Ti</a>	4	1669	NA	NA
<a href="#">GeForce3</a>	4	1663	NA	NA
<a href="#">GeForce3 Ti 200</a>	4	1680	NA	NA
<a href="#">GeForce3 Ti 500</a>	2	1721	NA	NA
<a href="#">GeForce4 420 Go</a>	3	1699	NA	NA
<a href="#">GeForce4 420 Go 32M</a>	5	1656	NA	NA
<a href="#">GeForce4 4200 Go</a>	3	1683	NA	NA
<a href="#">GeForce4 440 Go</a>	3	1689	NA	NA
<a href="#">GeForce4 440 Go 64M</a>	5	1643	NA	NA
Videocard Name	Passmark G3D Mark (higher is better)	Rank (lower is better)	Videocard Value (higher is better)	Price (USD)
<a href="#">GeForce4 448 Go</a>	5	1652	NA	NA
<a href="#">GeForce4 MX 4000</a>	4	1672	NA	NA
<a href="#">GeForce4 MX 420</a>	4	1665	NA	NA
<a href="#">GeForce4 MX 440</a>	4	1671	NA	NA
<a href="#">GeForce4 MX 440 with AGP8X</a>	4	1664	NA	NA
<a href="#">GeForce4 MX 440SE</a>	4	1670	NA	NA
<a href="#">GeForce4 MX 460</a>	4	1678	NA	NA
<a href="#">GeForce4 MX Integrated GPU</a>	6	1635	NA	NA
<a href="#">GeForce4 Ti 4200</a>	5	1654	NA	NA
<a href="#">GeForce4 Ti 4400</a>	7	1629	NA	NA
<a href="#">GeForce4 Ti 4600</a>	5	1653	<a href="#">0.10</a>	<a href="#">\$53.99*</a>
<a href="#">GeForce4 Ti 4800 SE</a>	6	1632	NA	NA
<a href="#">GeForce9400M</a>	105	1328	NA	NA

CPU Benchmarks

Video Card Benchmarks

Hard Drive Benchmarks

RAM

PC Systems

Android

iOS / iPhone

Videocard Name	Passmark G3D Mark (higher is better)	Rank (lower is better)	Videocard Value (higher is better)	Price (USD)
<a href="#">GF117</a>	554	933	NA	NA
<a href="#">GIGABYTE RADEON 9600 PRO</a>	39	1517	NA	NA
<a href="#">GRID K1</a>	810	681	<a href="#">1.62</a>	<a href="#">\$501.13</a>
<a href="#">GRID K120Q</a>	293	1120	NA	NA
<a href="#">GRID K140Q</a>	727	752	NA	NA
<a href="#">GRID K160Q</a>	739	747	NA	NA
<a href="#">GRID K180Q</a>	782	699	NA	NA
<a href="#">GRID K2</a>	3772	213	<a href="#">3.79</a>	<a href="#">\$995.00</a>
<a href="#">GRID K220Q</a>	912	619	NA	NA
<a href="#">GRID K240Q</a>	2143	319	NA	NA
<a href="#">GRID K260Q</a>	2940	262	NA	NA
<a href="#">GRID K280Q</a>	2358	292	NA	NA
<a href="#">GRID K520</a>	4384	182	NA	NA
<a href="#">GRID M10-1B</a>	2309	295	NA	NA
<a href="#">GRID M60-1Q</a>	4680	169	NA	NA
<a href="#">GRID M60-2Q</a>	5904	130	NA	NA
<a href="#">GRID M60-4Q</a>	3188	241	NA	NA
<a href="#">GRID M60-8Q</a>	3883	204	NA	NA
<a href="#">GRID P100-8Q</a>	3840	209	NA	NA
<a href="#">GRID P40-3Q</a>	681	797	NA	NA
<a href="#">GRID P6-2Q</a>	4000	202	NA	NA
<a href="#">GRID P6-4Q</a>	4429	178	NA	NA
<a href="#">HD6450</a>	220	1174	NA	NA
<a href="#">Incredible HD 4000</a>	517	973	NA	NA
<a href="#">Intel - Express Chipset G41</a>	56	1465	NA	NA
<a href="#">Intel - Express Chipset Q45/Q43</a>	57	1460	NA	NA
<a href="#">Intel 2nd Generation SandyBridge HD 3000</a>	205	1198	NA	NA
<a href="#">Intel 4th Generation Haswell HD</a>	419	1042	NA	NA
<a href="#">Intel 82845G Controller</a>	2	1725	NA	NA
<a href="#">Intel 82845G/GL Controller</a>	2	1717	NA	NA
<a href="#">Intel 82845G/GL/GE/PE/GV Controller</a>	2	1711	NA	NA
<a href="#">Intel 82865G Controller</a>	4	1668	NA	NA
<a href="#">Intel 82915G Express</a>	5	1648	NA	NA
<a href="#">Intel 82915G/915GV/910GL</a>	3	1690	NA	NA

CPU Benchmarks

Video Card Benchmarks

Hard Drive Benchmarks

RAM

PC Systems

Android

iOS / iPhone

Videocard Name	Passmark G3D Mark (higher is better)	Rank (lower is better)	Videocard Value (higher is better)	Price (USD)
<a href="#">Intel 82915G/GV/910GL Express</a>	3	1706	NA	NA
<a href="#">Intel 82945G Express</a>	5	1647	NA	NA
Videocard Name	Passmark G3D Mark (higher is better)	Rank (lower is better)	Videocard Value (higher is better)	Price (USD)
<a href="#">Intel 865 Embedded Controller</a>	3	1691	NA	NA
<a href="#">Intel 946GZ Embedded Chipset Function 0</a>	3	1703	NA	NA
<a href="#">Intel 946GZ Express</a>	6	1641	NA	NA
<a href="#">Intel B43 Express Chipset</a>	63	1444	NA	NA
<a href="#">Intel Coffee Lake UHD</a>	1158	495	NA	NA
<a href="#">Intel G33/G31 Express</a>	12	1609	NA	NA
<a href="#">Intel G35 Express</a>	30	1555	NA	NA
<a href="#">Intel G41 Express Chipset</a>	63	1445	NA	NA
<a href="#">Intel G41 Express-Chipsatz</a>	57	1461	NA	NA
<a href="#">Intel G45/G43 Express Chipset</a>	69	1426	NA	NA
<a href="#">Intel G965 Express</a>	18	1596	NA	NA
<a href="#">Intel Haswell HD - GT1</a>	123	1289	NA	NA
<a href="#">Intel Haswell HD - GT2</a>	139	1265	NA	NA
<a href="#">Intel HD 3000</a>	314	1105	<a href="#">0.33</a>	<a href="#">\$945.00*</a>
<a href="#">Intel HD 4000</a>	457	1017	<a href="#">0.29</a>	<a href="#">\$1,592.95*</a>
<a href="#">Intel HD 4400</a>	570	915	NA	NA
<a href="#">Intel HD 4600</a>	715	768	NA	NA
<a href="#">Intel HD 500</a>	365	1069	NA	NA
<a href="#">Intel HD 5000</a>	601	882	NA	NA
<a href="#">Intel HD 505</a>	427	1039	NA	NA
<a href="#">Intel HD 510</a>	624	857	NA	NA
<a href="#">Intel HD 515</a>	649	832	NA	NA
<a href="#">Intel HD 520</a>	845	651	NA	NA
<a href="#">Intel HD 5200</a>	830	667	NA	NA
<a href="#">Intel HD 530</a>	1010	565	NA	NA
<a href="#">Intel HD 5300</a>	401	1054	NA	NA
<a href="#">Intel HD 5500</a>	597	887	NA	NA
<a href="#">Intel HD 5600</a>	663	817	NA	NA
<a href="#">Intel HD 6000</a>	831	665	NA	NA
<a href="#">Intel HD 610</a>	717	763	NA	NA
<a href="#">Intel HD 615</a>	744	737	NA	NA

CPU Benchmarks

Video Card Benchmarks

Hard Drive Benchmarks

RAM

PC Systems

Android

iOS / iPhone

Videocard Name	Passmark G3D Mark (higher is better)	Rank (lower is better)	Videocard Value (higher is better)	Price (USD)
<a href="#">Intel HD 630</a>	1141	500	NA	NA
<a href="#">Intel HD Family</a>	441	1029	NA	NA
<a href="#">Intel HD Graphics 620</a>	936	606	NA	NA
<a href="#">Intel HD manual-gen9_2015-133271</a>	165	1244	NA	NA
<a href="#">Intel HD Modded</a>	112	1315	NA	NA
<a href="#">Intel HD P3000</a>	343	1085	NA	NA
<a href="#">Intel HD P4000</a>	516	974	NA	NA
<a href="#">Intel HD P4600</a>	604	877	NA	NA
<a href="#">Intel HD P4600/P4700</a>	675	807	NA	NA
<a href="#">Intel HD P530</a>	1061	533	NA	NA
<a href="#">Intel HD P630</a>	1726	378	NA	NA
<a href="#">Intel Infoshock HD</a>	193	1211	NA	NA
<a href="#">Intel Iris 5100</a>	750	730	NA	NA
<a href="#">Intel Iris 540</a>	1343	444	NA	NA
<a href="#">Intel Iris 550</a>	1586	403	NA	NA
<a href="#">Intel Iris 6100</a>	978	583	NA	NA
<a href="#">Intel Iris Plus</a>	1801	365	NA	NA
<a href="#">Intel Iris Plus 640</a>	1445	424	NA	NA
Videocard Name	Passmark G3D Mark (higher is better)	Rank (lower is better)	Videocard Value (higher is better)	Price (USD)
<a href="#">Intel Iris Plus 645</a>	2054	329	NA	NA
<a href="#">Intel Iris Plus 650</a>	1579	404	NA	NA
<a href="#">Intel Iris Plus 655</a>	1971	341	NA	NA
<a href="#">Intel Iris Pro 5200</a>	1172	489	NA	NA
<a href="#">Intel Iris Pro 580</a>	1881	354	NA	NA
<a href="#">Intel Iris Pro Graphics 6200</a>	1544	411	NA	NA
<a href="#">Intel Iris Pro P580</a>	2064	325	NA	NA
<a href="#">Intel Iris Pro P6300</a>	1292	457	NA	NA
<a href="#">Intel Media Accelerator</a>	32	1545	NA	NA
<a href="#">Intel Media Accelerator 3150</a>	2	1709	NA	NA
<a href="#">Intel Media Accelerator 500</a>	3	1697	NA	NA
<a href="#">Intel Media Accelerator 600</a>	6	1631	NA	NA
<a href="#">Intel Media Accelerator HD</a>	116	1302	NA	NA
<a href="#">Intel Q33 Express</a>	10	1617	NA	NA
<a href="#">Intel Q35 Fxpress</a>	9	1619	NA	NA

CPU Benchmarks

Video Card Benchmarks

Hard Drive Benchmarks

RAM

PC Systems

Android

iOS / iPhone

Videocard Name	Passmark G3D Mark (higher is better)	Rank (lower is better)	Videocard Value (higher is better)	Price (USD)
<a href="#">Intel Q45/Q43 Express Chipset</a>	66	1440	NA	NA
<a href="#">Intel Q45/Q43 Express-Chipsatz</a>	57	1462	NA	NA
<a href="#">Intel Q965/Q963 Express</a>	6	1636	NA	NA
<a href="#">Intel Skylake HD DT GT2</a>	576	909	NA	NA
<a href="#">Intel UHD</a>	1237	478	NA	NA
<a href="#">Intel UHD 600</a>	370	1064	NA	NA
<a href="#">Intel UHD 605</a>	434	1033	NA	NA
<a href="#">Intel UHD 610</a>	800	686	NA	NA
<a href="#">Intel UHD 615</a>	784	698	NA	NA
<a href="#">Intel UHD 617</a>	878	637	NA	NA
<a href="#">Intel UHD 630</a>	1348	441	NA	NA
<a href="#">Intel UHD Graphics 620</a>	1076	525	NA	NA
<a href="#">Intel UHD P630</a>	1378	435	NA	NA
<a href="#">Intel US15 Embedded Media and Controller</a>	7	1628	NA	NA
<a href="#">ION</a>	97	1353	<a href="#">0.42</a>	<a href="#">\$229.99*</a>
<a href="#">ION LE</a>	97	1350	NA	NA
<a href="#">M860G with Mobility Radeon 4100</a>	75	1411	NA	NA
<a href="#">M880G with Mobility Radeon HD 4200</a>	92	1364	NA	NA
<a href="#">M880G with Mobility Radeon HD 4225</a>	71	1419	NA	NA
<a href="#">M880G with Mobility Radeon HD 4250</a>	104	1332	NA	NA
<a href="#">Matrox C420 LP PCIe x16</a>	635	846	NA	NA
<a href="#">Matrox C680 PCIe x16</a>	1987	338	NA	NA
<a href="#">Matrox C900 PCIe x16</a>	1812	364	NA	NA
<a href="#">Matrox G200e WDDM 1.2</a>	59	1454	NA	NA
<a href="#">Matrox G200eh</a>	40	1511	NA	NA
<a href="#">Matrox G200eh WDDM 1.2</a>	51	1472	NA	NA
<a href="#">Matrox G200eR</a>	36	1526	NA	NA
<a href="#">Matrox G200eR WDDM 1.2</a>	67	1433	NA	NA
<a href="#">Matrox G200eR WDDM 2.0</a>	67	1432	NA	NA
<a href="#">Matrox G200eW</a>	42	1505	NA	NA
<a href="#">Matrox G200eW WDDM 1.2</a>	50	1480	NA	NA
<a href="#">Matrox M9138 LP PCIe x16</a>	32	1547	NA	NA
<a href="#">Matrox M9140 LP PCIe x16</a>	23	1581	NA	NA
<a href="#">Matrox M9148 LP PCIe x16</a>	9	1620	NA	NA

CPU Benchmarks

Video Card Benchmarks

Hard Drive Benchmarks

RAM

PC Systems

Android

iOS / iPhone

Videocard Name	Passmark G3D Mark (higher is better)	Rank (lower is better)	Videocard Value (higher is better)	Price (USD)
<u>Matrox Millennium P650 PCIe 128</u>	5	1657	NA	NA
<u>Matrox Millennium P690 PCIe x16</u>	10	1618	NA	NA
<u>Matrox Millennium P690 Plus LP PCIe x16</u>	6	1633	NA	NA
<u>Matrox Parhelia APVe</u>	5	1650	NA	NA
<u>MEDION RADEON X740XL</u>	94	1357	NA	NA
<u>Mobile Intel - famiglia Express Chipset 45</u>	38	1520	NA	NA
<u>Mobile Intel 4 Express-Chipsatzfamilie</u>	44	1497	NA	NA
<u>Mobile Intel 45 Express</u>	43	1501	NA	NA
<u>Mobile Intel 45 Express-Chipsatzfamilie</u>	117	1298	NA	NA
<u>Mobile Intel 915GM/GMS/910GML Express</u>	4	1675	NA	NA
<u>Mobile Intel 945 Express</u>	4	1673	NA	NA
<u>Mobile Intel 945GM Express</u>	5	1645	NA	NA
<u>Mobile Intel 945GM/GU Express</u>	5	1658	NA	NA
<u>Mobile Intel 965 Express</u>	20	1592	NA	NA
<u>Mobile Intel 965 Express-Chipsatzfamilie</u>	24	1578	NA	NA
<u>Mobile Intel HD</u>	409	1046	NA	NA
<u>Mobile Intel serie 4 Express</u>	44	1496	NA	NA
<u>MOBILITY FIREGL T2</u>	40	1510	NA	NA
<u>MOBILITY FIREGL T2/T2e</u>	33	1541	NA	NA
<u>MOBILITY FireGL V3200</u>	62	1450	NA	NA
<u>MOBILITY FireGL V5000</u>	81	1398	NA	NA
<u>MOBILITY FireGL V5200</u>	44	1494	NA	NA
<u>MOBILITY FireGL V5250</u>	27	1562	NA	NA
<u>Mobility FireGL V5725</u>	219	1177	NA	NA
<u>Mobility Radeon 4100</u>	81	1400	NA	NA
<u>MOBILITY RADEON 7000 IGP</u>	6	1637	NA	NA
<u>MOBILITY RADEON 7500</u>	3	1693	NA	NA
<u>MOBILITY RADEON 9000</u>	3	1701	NA	NA
<u>MOBILITY RADEON 9000 IGP</u>	7	1624	NA	NA
<u>MOBILITY RADEON 9000/9100 IGP</u>	5	1649	NA	NA
<u>MOBILITY RADEON 9100 IGP</u>	2	1710	NA	NA
<u>MOBILITY RADEON 9200</u>	3	1708	NA	NA
<u>MOBILITY RADEON 9600 PRO TURBO</u>	24	1575	NA	NA

CPU Benchmarks

Video Card Benchmarks

Hard Drive Benchmarks

RAM

PC Systems

Android

iOS / iPhone

Videocard Name	Passmark G3D Mark (higher is better)	Rank (lower is better)	Videocard Value (higher is better)	Price (USD)
<a href="#"><u>MOBILITY RADEON 9600/9700</u></a>	39	1516	NA	NA
<a href="#"><u>MOBILITY RADEON 9700</u></a>	27	1561	NA	NA
<a href="#"><u>MOBILITY RADEON 9800</u></a>	46	1491	NA	NA
<a href="#"><u>Mobility Radeon HD 2300</u></a>	50	1477	NA	NA
<a href="#"><u>Mobility Radeon HD 2400</u></a>	89	1378	NA	NA
<a href="#"><u>Mobility Radeon HD 2400 XT</u></a>	102	1337	NA	NA
<a href="#"><u>Mobility Radeon HD 2600</u></a>	167	1240	NA	NA
<a href="#"><u>Mobility Radeon HD 2600 XT</u></a>	191	1214	NA	NA
<a href="#"><u>Mobility Radeon HD 3410</u></a>	62	1446	NA	NA
<a href="#"><u>Mobility Radeon HD 3430</u></a>	98	1347	NA	NA
<a href="#"><u>Mobility Radeon HD 3450</u></a>	91	1374	NA	NA
<a href="#"><u>Mobility Radeon HD 3470</u></a>	93	1361	NA	NA
<a href="#"><u>Mobility Radeon HD 3470 Hybrid X2</u></a>	93	1359	NA	NA
<a href="#"><u>Mobility Radeon HD 3650</u></a>	209	1186	NA	NA
<a href="#"><u>Mobility Radeon HD 3670</u></a>	232	1167	NA	NA
<a href="#"><u>Mobility Radeon HD 3850</u></a>	365	1070	NA	NA
Videocard Name	Passmark G3D Mark (higher is better)	Rank (lower is better)	Videocard Value (higher is better)	Price (USD)
<a href="#"><u>Mobility Radeon HD 3870</u></a>	547	940	NA	NA
<a href="#"><u>Mobility Radeon HD 3870 X2</u></a>	564	919	NA	NA
<a href="#"><u>Mobility Radeon HD 4200</u></a>	90	1376	NA	NA
<a href="#"><u>Mobility Radeon HD 4225</u></a>	66	1438	NA	NA
<a href="#"><u>Mobility Radeon HD 4250</u></a>	98	1346	NA	NA
<a href="#"><u>Mobility Radeon HD 4270</u></a>	92	1363	NA	NA
<a href="#"><u>Mobility Radeon HD 4330</u></a>	135	1272	NA	NA
<a href="#"><u>Mobility Radeon HD 4350</u></a>	148	1253	NA	NA
<a href="#"><u>Mobility Radeon HD 4550</u></a>	191	1215	NA	NA
<a href="#"><u>Mobility Radeon HD 4570</u></a>	195	1209	NA	NA
<a href="#"><u>Mobility Radeon HD 4650</u></a>	401	1055	NA	NA
<a href="#"><u>Mobility Radeon HD 4670</u></a>	463	1016	NA	NA
<a href="#"><u>Mobility Radeon HD 4830</u></a>	511	978	NA	NA
<a href="#"><u>Mobility Radeon HD 4850</u></a>	866	644	NA	NA
<a href="#"><u>Mobility Radeon HD 4870</u></a>	719	759	NA	NA
<a href="#"><u>Mobility Radeon HD 5000</u></a>	773	708	NA	NA
<a href="#"><u>Mobility Radeon HD 5000 Serisi</u></a>	478	1000	NA	NA

CPU Benchmarks

Video Card Benchmarks

Hard Drive Benchmarks

RAM

PC Systems

Android

iOS / iPhone

Videocard Name	Passmark G3D Mark (higher is better)	Rank (lower is better)	Videocard Value (higher is better)	Price (USD)
<a href="#"><u>Mobility Radeon HD 5165</u></a>	284	1126	NA	NA
<a href="#"><u>Mobility Radeon HD 530v</u></a>	174	1233	NA	NA
<a href="#"><u>Mobility Radeon HD 540v</u></a>	188	1217	NA	NA
<a href="#"><u>Mobility Radeon HD 5430</u></a>	181	1225	NA	NA
<a href="#"><u>Mobility Radeon HD 5450</u></a>	214	1182	NA	NA
<a href="#"><u>Mobility Radeon HD 545v</u></a>	199	1204	NA	NA
<a href="#"><u>Mobility Radeon HD 5470</u></a>	236	1163	NA	NA
<a href="#"><u>Mobility Radeon HD 550v</u></a>	266	1141	NA	NA
<a href="#"><u>Mobility Radeon HD 5570</u></a>	723	755	NA	NA
<a href="#"><u>Mobility Radeon HD 560v</u></a>	318	1101	NA	NA
<a href="#"><u>Mobility Radeon HD 5650</u></a>	556	929	NA	NA
<a href="#"><u>Mobility Radeon HD 565v</u></a>	353	1079	NA	NA
<a href="#"><u>Mobility Radeon HD 5730</u></a>	677	803	NA	NA
<a href="#"><u>Mobility Radeon HD 5850</u></a>	763	717	NA	NA
<a href="#"><u>Mobility Radeon HD 5870</u></a>	1253	471	NA	NA
<a href="#"><u>Mobility Radeon HD serie 4200</u></a>	96	1355	NA	NA
<a href="#"><u>Mobility Radeon X1300</u></a>	39	1515	NA	NA
<a href="#"><u>Mobility Radeon X1350</u></a>	39	1513	NA	NA
<a href="#"><u>Mobility Radeon X1400</u></a>	42	1502	NA	NA
<a href="#"><u>Mobility Radeon X1450</u></a>	33	1542	NA	NA
<a href="#"><u>Mobility Radeon X1600</u></a>	92	1367	NA	NA
<a href="#"><u>Mobility Radeon X1700</u></a>	104	1330	NA	NA
<a href="#"><u>MOBILITY RADEON X1800</u></a>	130	1278	NA	NA
<a href="#"><u>Mobility Radeon X1900</u></a>	134	1273	NA	NA
<a href="#"><u>Mobility Radeon X2300</u></a>	48	1486	NA	NA
<a href="#"><u>Mobility Radeon X2300 HD</u></a>	48	1485	NA	NA
<a href="#"><u>Mobility Radeon X2500</u></a>	81	1397	NA	NA
<a href="#"><u>MOBILITY RADEON X300</u></a>	33	1540	NA	NA
<a href="#"><u>MOBILITY RADEON X600</u></a>	50	1479	NA	NA
<a href="#"><u>MOBILITY RADEON X600 SE</u></a>	49	1482	NA	NA
<a href="#"><u>MOBILITY RADEON X700</u></a>	66	1435	NA	NA
<a href="#"><u>MOBILITY RADEON XPRESS 200</u></a>	27	1564	NA	NA
Videocard Name	Passmark G3D Mark (higher is better)	Rank (lower is better)	Videocard Value (higher is better)	Price (USD)
Mobility Radeon HD 5470	215	1181	NA	NA



CPU Benchmarks

Video Card Benchmarks

Hard Drive Benchmarks

RAM

PC Systems

Videocard Value (higher is better)

Android

iOS / iPhone

Videocard Name	Passmark G3D Mark (higher is better)	Rank (lower is better)	Videocard Value (higher is better)	Price (USD)
<u>MOBILITY/RADEON 9000</u>	4	1679	NA	NA
<u>MxGPU</u>	1826	361	NA	NA
<u>nForce 750a SLI</u>	83	1392	NA	NA
<u>nForce 760i SLI</u>	140	1263	NA	NA
<u>nForce 780a SLI</u>	92	1368	NA	NA
<u>nForce 980a/780a SLI</u>	81	1399	NA	NA
<u>NVIDIA TITAN X</u>	13650	18	<a href="#">11.38</a>	<a href="#">\$1,200.00*</a>
<u>NVIDIA TITAN Xp</u>	14236	13	<a href="#">9.49</a>	<a href="#">\$1,499.99</a>
<u>NVS 2100M</u>	184	1222	NA	NA
<u>NVS 300</u>	182	1223	<a href="#">6.26</a>	<a href="#">\$29.09*</a>
<u>NVS 310</u>	295	1119	<a href="#">7.78</a>	<a href="#">\$38.00</a>
<u>NVS 3100M</u>	202	1199	NA	NA
<u>NVS 315</u>	349	1082	<a href="#">9.72</a>	<a href="#">\$35.99*</a>
<u>NVS 4200M</u>	366	1067	NA	NA
<u>NVS 510</u>	764	714	<a href="#">5.34</a>	<a href="#">\$143.13</a>
<u>NVS 5100M</u>	355	1075	NA	NA
<u>NVS 5200M</u>	666	811	NA	NA
<u>NVS 5400M</u>	796	689	NA	NA
<u>NVS 810</u>	939	604	<a href="#">1.50</a>	<a href="#">\$624.99*</a>
<u>OpenXT Display Driver</u>	30	1553	NA	NA
<u>P106-100</u>	3801	210	NA	NA
<u>PHDGD Ivy 4</u>	374	1062	NA	NA
<u>PHDGD Ivy 5</u>	542	954	NA	NA
<u>PHDGD Quantic C3</u>	116	1299	NA	NA
<u>PHDGD Sapphire GR for Mobile Intel 965</u>	25	1569	NA	NA
<u>PHDGD Solo 1.2.0 x86</u>	11	1615	NA	NA
<u>PHDGD Solo 2 x64</u>	20	1593	NA	NA
<u>Quadro 1000M</u>	752	728	<a href="#">13.81</a>	<a href="#">\$54.50*</a>
<u>Quadro 1100M</u>	755	725	NA	NA
<u>Quadro 2000</u>	1317	450	<a href="#">18.56</a>	<a href="#">\$70.98</a>
<u>Quadro 2000 D</u>	1239	475	NA	NA
<u>Quadro 2000D</u>	1279	465	<a href="#">8.53</a>	<a href="#">\$149.99*</a>
<u>Quadro 2000M</u>	1034	548	<a href="#">22.21</a>	<a href="#">\$46.56</a>
<u>Quadro 280 NVS PCIe</u>	5	1646	NA	NA

CPU Benchmarks

Video Card Benchmarks

Hard Drive Benchmarks

RAM

PC Systems

Android

iOS / iPhone

Videocard Name	Passmark G3D Mark (higher is better)	Rank (lower is better)	Videocard Value (higher is better)	Price (USD)
<a href="#">Quadro 3000M</a>	1467	421	<a href="#">20.97</a>	<a href="#">\$69.99*</a>
<a href="#">Quadro 400</a>	236	1164	<a href="#">5.90</a>	<a href="#">\$39.99*</a>
<a href="#">Quadro 4000</a>	2055	328	<a href="#">12.09</a>	<a href="#">\$169.98</a>
<a href="#">Quadro 4000M</a>	1788	369	<a href="#">19.66</a>	<a href="#">\$91.01*</a>
<a href="#">Quadro 410</a>	403	1053	<a href="#">5.30</a>	<a href="#">\$76.07*</a>
<a href="#">Quadro 5000</a>	2856	267	<a href="#">15.53</a>	<a href="#">\$183.98</a>
<a href="#">Quadro 5000M</a>	2059	326	NA	NA
<a href="#">Quadro 500M</a>	664	815	<a href="#">2.41</a>	<a href="#">\$275.14*</a>
<a href="#">Quadro 5010M</a>	1833	360	<a href="#">7.77</a>	<a href="#">\$235.95*</a>
<a href="#">Quadro 600</a>	699	780	<a href="#">11.48</a>	<a href="#">\$60.98</a>
<a href="#">Quadro 6000</a>	3538	220	<a href="#">12.12</a>	<a href="#">\$291.99</a>
<a href="#">Quadro CX</a>	947	600	<a href="#">6.32</a>	<a href="#">\$149.95*</a>
<a href="#">Quadro FX 1000</a>	34	1537	NA	NA
<a href="#">Quadro FX 1100</a>	35	1529	<a href="#">0.17</a>	<a href="#">\$212.99*</a>
Videocard Name	Passmark G3D Mark (higher is better)	Rank (lower is better)	Videocard Value (higher is better)	Price (USD)
<a href="#">Quadro FX 1300</a>	34	1536	NA	NA
<a href="#">Quadro FX 1400</a>	103	1334	<a href="#">0.42</a>	<a href="#">\$245.01*</a>
<a href="#">Quadro FX 1500</a>	155	1248	<a href="#">1.36</a>	<a href="#">\$115.01*</a>
<a href="#">Quadro FX 1500M</a>	171	1235	NA	NA
<a href="#">Quadro FX 1600M</a>	213	1183	<a href="#">1.42</a>	<a href="#">\$149.90*</a>
<a href="#">Quadro FX 1700</a>	193	1212	<a href="#">2.27</a>	<a href="#">\$84.99*</a>
<a href="#">Quadro FX 1700M</a>	300	1114	NA	NA
<a href="#">Quadro FX 1800</a>	579	906	<a href="#">5.79</a>	<a href="#">\$99.99</a>
<a href="#">Quadro FX 1800M</a>	478	1001	NA	NA
<a href="#">Quadro FX 2500M</a>	217	1178	<a href="#">8.72</a>	<a href="#">\$24.99*</a>
<a href="#">Quadro FX 2700M</a>	529	965	<a href="#">5.29</a>	<a href="#">\$99.95*</a>
<a href="#">Quadro FX 2800M</a>	653	826	<a href="#">13.09</a>	<a href="#">\$49.95*</a>
<a href="#">Quadro FX 3000</a>	69	1429	<a href="#">0.41</a>	<a href="#">\$166.61*</a>
<a href="#">Quadro FX 3400/4400</a>	104	1331	NA	NA
<a href="#">Quadro FX 3450</a>	148	1251	<a href="#">1.24</a>	<a href="#">\$119.99*</a>
<a href="#">Quadro FX 3450/4000 SDI</a>	134	1275	NA	NA
<a href="#">Quadro FX 350</a>	85	1382	NA	NA
<a href="#">Quadro FX 3500</a>	208	1191	<a href="#">2.10</a>	<a href="#">\$99.00*</a>
<a href="#">Quadro FX 3500M</a>	306	1111	<a href="#">3.06</a>	<a href="#">\$99.99*</a>

CPU Benchmarks

Video Card Benchmarks

Hard Drive Benchmarks

RAM

PC Systems

Android

iOS / iPhone

Videocard Name	Passmark G3D Mark (higher is better)	Rank (lower is better)	Videocard Value (higher is better)	Price (USD)
<a href="#">Quadro FX 350M</a>	62	1449	NA	NA
<a href="#">Quadro FX 3600M</a>	466	1012	NA	NA
<a href="#">Quadro FX 360M</a>	86	1381	NA	NA
<a href="#">Quadro FX 370</a>	83	1391	<a href="#">0.67</a>	<a href="#">\$125.00*</a>
<a href="#">Quadro FX 370 LP</a>	108	1324	NA	NA
<a href="#">Quadro FX 3700</a>	628	852	<a href="#">6.98</a>	<a href="#">\$89.99*</a>
<a href="#">Quadro FX 3700M</a>	633	849	<a href="#">0.68</a>	<a href="#">\$925.00*</a>
<a href="#">Quadro FX 370M</a>	93	1362	NA	NA
<a href="#">Quadro FX 380</a>	148	1252	<a href="#">1.98</a>	<a href="#">\$75.00*</a>
<a href="#">Quadro FX 380 LP</a>	188	1218	NA	NA
<a href="#">Quadro FX 3800</a>	839	657	<a href="#">8.48</a>	<a href="#">\$98.99</a>
<a href="#">Quadro FX 3800M</a>	802	683	NA	NA
<a href="#">Quadro FX 380M</a>	201	1203	NA	NA
<a href="#">Quadro FX 4500</a>	206	1194	<a href="#">0.90</a>	<a href="#">\$230.33*</a>
<a href="#">Quadro FX 4600</a>	600	884	<a href="#">4.80</a>	<a href="#">\$124.98*</a>
<a href="#">Quadro FX 4700 X2</a>	676	806	NA	NA
<a href="#">Quadro FX 4800</a>	1001	570	<a href="#">7.16</a>	<a href="#">\$139.99</a>
<a href="#">Quadro FX 500/600 PCI</a>	14	1604	NA	NA
<a href="#">Quadro FX 500/FX 600</a>	7	1625	NA	NA
<a href="#">Quadro FX 540</a>	80	1402	<a href="#">1.35</a>	<a href="#">\$59.99*</a>
<a href="#">Quadro FX 550</a>	63	1443	<a href="#">0.43</a>	<a href="#">\$149.00*</a>
<a href="#">Quadro FX 5500</a>	242	1159	<a href="#">0.77</a>	<a href="#">\$315.99*</a>
<a href="#">Quadro FX 560</a>	113	1308	<a href="#">0.76</a>	<a href="#">\$150.25*</a>
<a href="#">Quadro FX 5600</a>	681	796	<a href="#">4.01</a>	<a href="#">\$169.99</a>
<a href="#">Quadro FX 570</a>	115	1304	<a href="#">1.54</a>	<a href="#">\$74.99</a>
<a href="#">Quadro FX 570M</a>	185	1221	NA	NA
<a href="#">Quadro FX 580</a>	267	1140	<a href="#">3.83</a>	<a href="#">\$69.98*</a>
<a href="#">Quadro FX 5800</a>	1109	514	<a href="#">6.20</a>	<a href="#">\$178.89*</a>
<a href="#">Quadro FX 770M</a>	296	1118	<a href="#">0.56</a>	<a href="#">\$527.00*</a>
<a href="#">Quadro FX 880M</a>	354	1078	NA	NA
Videocard Name	Passmark G3D Mark (higher is better)	Rank (lower is better)	Videocard Value (higher is better)	Price (USD)
<a href="#">Quadro FX Go1400</a>	101	1338	NA	NA
<a href="#">Quadro GP100</a>	12662	27	NA	NA
<a href="#">Quadro GV100</a>	12721	26	NA	NA

CPU Benchmarks

Video Card Benchmarks

Hard Drive Benchmarks

RAM

PC Systems

Android

iOS / iPhone

Videocard Name	Passmark G3D Mark (higher is better)	Rank (lower is better)	Videocard Value (higher is better)	Price (USD)
<a href="#">Quadro K1000M</a>	794	691	<a href="#">5.30</a>	<a href="#">\$149.90*</a>
<a href="#">Quadro K1100M</a>	1047	544	<a href="#">20.98</a>	<a href="#">\$49.95*</a>
<a href="#">Quadro K1200</a>	3042	253	<a href="#">11.04</a>	<a href="#">\$275.67</a>
<a href="#">Quadro K2000</a>	1725	379	<a href="#">12.33</a>	<a href="#">\$139.99</a>
<a href="#">Quadro K2000D</a>	1678	390	<a href="#">11.99</a>	<a href="#">\$140.00</a>
<a href="#">Quadro K2000M</a>	1081	523	<a href="#">7.51</a>	<a href="#">\$144.04*</a>
<a href="#">Quadro K2100M</a>	1348	442	<a href="#">8.43</a>	<a href="#">\$159.95*</a>
<a href="#">Quadro K2200</a>	3604	217	<a href="#">16.61</a>	<a href="#">\$217.03</a>
<a href="#">Quadro K2200M</a>	2773	270	NA	NA
<a href="#">Quadro K3000M</a>	1752	373	<a href="#">11.31</a>	<a href="#">\$155.00*</a>
<a href="#">Quadro K3100M</a>	2090	323	<a href="#">5.23</a>	<a href="#">\$399.95*</a>
<a href="#">Quadro K4000</a>	2880	266	<a href="#">16.33</a>	<a href="#">\$176.42</a>
<a href="#">Quadro K4000M</a>	2249	306	<a href="#">3.75</a>	<a href="#">\$599.99*</a>
<a href="#">Quadro K4100M</a>	2686	274	<a href="#">7.07</a>	<a href="#">\$379.99*</a>
<a href="#">Quadro K420</a>	830	666	<a href="#">5.61</a>	<a href="#">\$148.00*</a>
<a href="#">Quadro K4200</a>	4476	176	<a href="#">19.98</a>	<a href="#">\$224.04</a>
<a href="#">Quadro K5000</a>	4019	201	<a href="#">10.55</a>	<a href="#">\$381.01</a>
<a href="#">Quadro K5000M</a>	2572	282	<a href="#">6.61</a>	<a href="#">\$389.25*</a>
<a href="#">Quadro K5100M</a>	3127	246	<a href="#">10.94</a>	<a href="#">\$285.99*</a>
<a href="#">Quadro K510M</a>	651	827	NA	NA
<a href="#">Quadro K5200</a>	6091	124	<a href="#">8.71</a>	<a href="#">\$699.00</a>
<a href="#">Quadro K600</a>	821	672	<a href="#">9.13</a>	<a href="#">\$89.99</a>
<a href="#">Quadro K6000</a>	7463	103	<a href="#">8.04</a>	<a href="#">\$928.00</a>
<a href="#">Quadro K610M</a>	757	720	<a href="#">10.10</a>	<a href="#">\$75.00*</a>
<a href="#">Quadro K620</a>	2339	293	<a href="#">16.69</a>	<a href="#">\$140.18</a>
<a href="#">Quadro K620M</a>	932	607	NA	NA
<a href="#">Quadro M1000M</a>	2435	288	<a href="#">28.32</a>	<a href="#">\$85.99*</a>
<a href="#">Quadro M1200</a>	3103	249	NA	NA
<a href="#">Quadro M2000</a>	4280	189	<a href="#">8.99</a>	<a href="#">\$475.95*</a>
<a href="#">Quadro M2000M</a>	2979	259	<a href="#">10.64</a>	<a href="#">\$279.95*</a>
<a href="#">Quadro M2200</a>	3757	214	NA	NA
<a href="#">Quadro M3000M</a>	4560	174	NA	NA
<a href="#">Quadro M4000</a>	6672	116	<a href="#">19.12</a>	<a href="#">\$349.00</a>
<a href="#">Quadro M4000M</a>	4974	161	NA	NA

CPU Benchmarks

Video Card Benchmarks

Hard Drive Benchmarks

RAM

PC Systems

Android

iOS / iPhone

Videocard Name	Passmark G3D Mark (higher is better)	Rank (lower is better)	Videocard Value (higher is better)	Price (USD)
<a href="#">Quadro M5000</a>	8521	83	<a href="#">8.53</a>	<a href="#">\$999.00</a>
<a href="#">Quadro M5000M</a>	5780	137	<a href="#">11.56</a>	<a href="#">\$499.95*</a>
<a href="#">Quadro M500M</a>	1096	520	NA	NA
<a href="#">Quadro M520</a>	1611	400	NA	NA
<a href="#">Quadro M5500</a>	7915	93	NA	NA
<a href="#">Quadro M6000</a>	9559	66	<a href="#">3.98</a>	<a href="#">\$2,399.00*</a>
<a href="#">Quadro M6000 24GB</a>	10058	60	NA	NA
<a href="#">Quadro M600M</a>	1932	350	<a href="#">18.76</a>	<a href="#">\$102.99*</a>
<a href="#">Quadro M620</a>	2804	269	NA	NA
<a href="#">Quadro NVS 110M</a>	47	1488	NA	NA
<a href="#">Quadro NVS 120M</a>	46	1490	NA	NA
<a href="#">Quadro NVS 130M</a>	59	1456	NA	NA
Videocard Name	Passmark G3D Mark (higher is better)	Rank (lower is better)	Videocard Value (higher is better)	Price (USD)
<a href="#">Quadro NVS 135M</a>	57	1463	NA	NA
<a href="#">Quadro NVS 140M</a>	89	1379	NA	NA
<a href="#">Quadro NVS 150M</a>	92	1366	NA	NA
<a href="#">Quadro NVS 160M</a>	91	1370	NA	NA
<a href="#">Quadro NVS 210S</a>	23	1579	NA	NA
<a href="#">Quadro NVS 210S / GeForce 6150LE</a>	20	1591	NA	NA
<a href="#">Quadro NVS 280 SD</a>	2	1723	NA	NA
<a href="#">Quadro NVS 285</a>	35	1531	<a href="#">0.42</a>	<a href="#">\$82.77*</a>
<a href="#">Quadro NVS 285 128MB</a>	38	1522	<a href="#">0.70</a>	<a href="#">\$55.00*</a>
<a href="#">Quadro NVS 290</a>	90	1377	<a href="#">2.52</a>	<a href="#">\$36.00*</a>
<a href="#">Quadro NVS 295</a>	96	1354	<a href="#">4.83</a>	<a href="#">\$19.99*</a>
<a href="#">Quadro NVS 320M</a>	205	1196	NA	NA
<a href="#">Quadro NVS 420</a>	98	1345	<a href="#">0.94</a>	<a href="#">\$104.99*</a>
<a href="#">Quadro NVS 440</a>	37	1524	<a href="#">0.31</a>	<a href="#">\$123.00</a>
<a href="#">Quadro NVS 450</a>	91	1375	<a href="#">0.65</a>	<a href="#">\$139.99*</a>
<a href="#">Quadro NVS 55/280 PCI</a>	6	1640	NA	NA
<a href="#">Quadro P1000</a>	4400	180	<a href="#">14.23</a>	<a href="#">\$309.26</a>
<a href="#">Quadro P2000</a>	7207	107	<a href="#">18.12</a>	<a href="#">\$397.86</a>
<a href="#">Quadro P2000 with Max-Q Design</a>	5383	146	NA	NA
<a href="#">Quadro P2200</a>	9820	62	<a href="#">23.70</a>	<a href="#">\$414.45</a>
<a href="#">Quadro P3000</a>	5930	129	NA	NA

CPU Benchmarks

Video Card Benchmarks

Hard Drive Benchmarks

RAM

PC Systems

Android

iOS / iPhone

Videocard Name	Passmark G3D Mark (higher is better)	Rank (lower is better)	Videocard Value (higher is better)	Price (USD)
<a href="#">Quadro P3200</a>	7960	90	NA	NA
<a href="#">Quadro P3200 with Max-Q Design</a>	8714	78	NA	NA
<a href="#">Quadro P400</a>	1703	386	<a href="#">17.39</a>	<a href="#">\$97.97</a>
<a href="#">Quadro P4000</a>	10446	55	<a href="#">14.94</a>	<a href="#">\$699.00</a>
<a href="#">Quadro P4000 with Max-Q Design</a>	9082	75	NA	NA
<a href="#">Quadro P4200</a>	10373	56	NA	NA
<a href="#">Quadro P4200 with Max-Q Design</a>	10323	57	NA	NA
<a href="#">Quadro P500</a>	1717	380	NA	NA
<a href="#">Quadro P5000</a>	10015	61	<a href="#">6.19</a>	<a href="#">\$1,619.00</a>
<a href="#">Quadro P520</a>	2029	334	NA	NA
<a href="#">Quadro P5200</a>	9185	73	NA	NA
<a href="#">Quadro P5200 with Max-Q Design</a>	9796	63	NA	NA
<a href="#">Quadro P600</a>	3227	239	<a href="#">14.35</a>	<a href="#">\$224.95*</a>
<a href="#">Quadro P6000</a>	13202	19	<a href="#">3.84</a>	<a href="#">\$3,434.00</a>
<a href="#">Quadro P620</a>	3868	206	<a href="#">23.62</a>	<a href="#">\$163.83</a>
<a href="#">Quadro RTX 3000</a>	10204	58	NA	NA
<a href="#">Quadro RTX 3000 with Max-Q Design</a>	6921	113	NA	NA
<a href="#">Quadro RTX 4000</a>	13167	20	<a href="#">14.65</a>	<a href="#">\$899.00*</a>
<a href="#">Quadro RTX 4000 with Max-Q Design</a>	11268	45	NA	NA
<a href="#">Quadro RTX 5000</a>	12995	22	NA	NA
<a href="#">Quadro RTX 5000 (Mobile)</a>	12270	32	NA	NA
<a href="#">Quadro RTX 5000 with Max-Q Design</a>	14699	8	NA	NA
<a href="#">Quadro RTX 6000</a>	14627	9	<a href="#">2.32</a>	<a href="#">\$6,300.00*</a>
<a href="#">Quadro RTX 8000</a>	12772	25	<a href="#">1.28</a>	<a href="#">\$9,999.00*</a>
<a href="#">Quadro T1000</a>	6798	115	NA	NA
<a href="#">Quadro T2000</a>	7380	105	NA	NA
<a href="#">Quadro2 Pro</a>	1	1729	NA	NA
<a href="#">Quadro4 380 XGL</a>	6	1634	NA	NA
Videocard Name	Passmark G3D Mark (higher is better)	Rank (lower is better)	Videocard Value (higher is better)	Price (USD)
<a href="#">Quadro4 980 XGL</a>	5	1661	<a href="#">0.01</a>	<a href="#">\$341.43*</a>
<a href="#">Radeon 2100</a>	59	1452	<a href="#">0.46</a>	<a href="#">\$129.99</a>
<a href="#">Radeon 3000</a>	98	1348	<a href="#">1.61</a>	<a href="#">\$60.99*</a>
<a href="#">Radeon 3100</a>	73	1415	<a href="#">0.45</a>	<a href="#">\$163.99</a>
<a href="#">Radeon 520</a>	815	677	NA	NA

CPU Benchmarks

Video Card Benchmarks

Hard Drive Benchmarks

RAM

PC Systems

Android

iOS / iPhone

Videocard Name	Passmark G3D Mark (higher is better)	Rank (lower is better)	Videocard Value (higher is better)	Price (USD)
<a href="#">Radeon 530</a>	1090	521	NA	NA
<a href="#">Radeon 535</a>	1201	486	NA	NA
<a href="#">Radeon 535DX</a>	1020	559	NA	NA
<a href="#">Radeon 540</a>	1571	406	NA	NA
<a href="#">Radeon 540X</a>	1616	399	NA	NA
<a href="#">Radeon 6600M</a>	740	745	NA	NA
<a href="#">RADEON 7000 / RADEON VE Family</a>	3	1687	NA	NA
<a href="#">RADEON 7500</a>	3	1704	<a href="#">0.10</a>	<a href="#">\$32.12*</a>
<a href="#">RADEON 7500 Family</a>	4	1666	NA	NA
<a href="#">RADEON 9000 Family</a>	3	1695	NA	NA
<a href="#">RADEON 9100 Family</a>	6	1639	NA	NA
<a href="#">RADEON 9100 IGP</a>	5	1655	NA	NA
<a href="#">RADEON 9200</a>	3	1692	<a href="#">0.09</a>	<a href="#">\$39.95*</a>
<a href="#">RADEON 9200 LE Family</a>	2	1718	NA	NA
<a href="#">RADEON 9200 PRO Family</a>	2	1712	NA	NA
<a href="#">RADEON 9200 SE</a>	2	1720	NA	NA
<a href="#">RADEON 9250</a>	2	1719	<a href="#">0.06</a>	<a href="#">\$42.99*</a>
<a href="#">RADEON 9500</a>	36	1527	<a href="#">0.90</a>	<a href="#">\$40.50*</a>
<a href="#">RADEON 9500 PRO / 9700</a>	41	1507	NA	NA
<a href="#">RADEON 9550</a>	34	1534	<a href="#">1.09</a>	<a href="#">\$31.88*</a>
<a href="#">Radeon 9550 / X1050</a>	29	1558	NA	NA
<a href="#">RADEON 9600 Family</a>	25	1573	NA	NA
<a href="#">RADEON 9600 PRO</a>	42	1503	NA	NA
<a href="#">RADEON 9600 PRO Family</a>	26	1567	NA	NA
<a href="#">RADEON 9600 TX Family</a>	18	1595	NA	NA
<a href="#">RADEON 9600 XT</a>	35	1532	NA	NA
<a href="#">RADEON 9600SE</a>	27	1563	NA	NA
<a href="#">RADEON 9700 PRO</a>	53	1470	NA	NA
<a href="#">RADEON 9800 PRO</a>	59	1453	NA	NA
<a href="#">RADEON 9800 SE</a>	23	1580	NA	NA
<a href="#">RADEON 9800 XT</a>	56	1464	NA	NA
<a href="#">RADEON A9800XT</a>	22	1584	NA	NA
<a href="#">RADEON E4690</a>	405	1052	NA	NA
<a href="#">Radeon E6760</a>	973	587	<a href="#">4.06</a>	<a href="#">\$239.99*</a>

CPU Benchmarks

Video Card Benchmarks

Hard Drive Benchmarks

RAM

PC Systems

Android

iOS / iPhone

Videocard Name	Passmark G3D Mark (higher is better)	Rank (lower is better)	Videocard Value (higher is better)	Price (USD)
<a href="#">Radeon E8860</a>	1577	405	NA	NA
<a href="#">Radeon HD 2350</a>	76	1409	NA	NA
<a href="#">Radeon HD 2400</a>	120	1291	NA	NA
<a href="#">Radeon HD 2400 PCI</a>	14	1605	NA	NA
<a href="#">Radeon HD 2400 Pro</a>	114	1307	NA	NA
<a href="#">Radeon HD 2400 XT</a>	118	1293	NA	NA
<a href="#">Radeon HD 2600 PRO</a>	211	1184	NA	NA
<a href="#">Radeon HD 2600 Pro AGP</a>	110	1318	NA	NA
<a href="#">Radeon HD 2600 XT</a>	282	1128	NA	NA
<a href="#">Radeon HD 2900 GT</a>	292	1122	NA	NA
Videocard Name	Passmark G3D Mark (higher is better)	Rank (lower is better)	Videocard Value (higher is better)	Price (USD)
<a href="#">Radeon HD 2900 PRO</a>	627	853	NA	NA
<a href="#">Radeon HD 2900 XT</a>	659	823	NA	NA
<a href="#">Radeon HD 3200</a>	82	1393	NA	NA
<a href="#">Radeon HD 3300</a>	126	1284	NA	NA
<a href="#">Radeon HD 3450</a>	117	1296	<a href="#">2.62</a>	<a href="#">\$44.99*</a>
<a href="#">Radeon HD 3470</a>	142	1256	NA	NA
<a href="#">Radeon HD 3650 AGP</a>	150	1250	NA	NA
<a href="#">Radeon HD 3670</a>	239	1162	NA	NA
<a href="#">Radeon HD 3850</a>	528	966	NA	NA
<a href="#">Radeon HD 3850 AGP</a>	443	1025	NA	NA
<a href="#">Radeon HD 3850 X2</a>	822	671	NA	NA
<a href="#">Radeon HD 3870</a>	716	765	<a href="#">12.36</a>	<a href="#">\$58.00*</a>
<a href="#">Radeon HD 3870 X2</a>	873	642	NA	NA
<a href="#">Radeon HD 4200</a>	111	1316	NA	NA
<a href="#">Radeon HD 4250</a>	122	1290	NA	NA
<a href="#">Radeon HD 4270</a>	109	1319	NA	NA
<a href="#">Radeon HD 4290</a>	140	1259	NA	NA
<a href="#">Radeon HD 4300/4500 Serisi</a>	155	1247	NA	NA
<a href="#">Radeon HD 4330</a>	158	1246	NA	NA
<a href="#">Radeon HD 4350</a>	166	1242	<a href="#">2.72</a>	<a href="#">\$61.10*</a>
<a href="#">Radeon HD 4550</a>	235	1165	<a href="#">1.85</a>	<a href="#">\$126.99*</a>
<a href="#">Radeon HD 4650</a>	333	1091	<a href="#">2.67</a>	<a href="#">\$124.99*</a>
<a href="#">Radeon HD 4650 AGP</a>	207	1192	NA	NA



CPU Benchmarks

Video Card Benchmarks

Hard Drive Benchmarks

RAM

PC Systems

Android

iOS / iPhone

Videocard Name	Passmark G3D Mark (higher is better)	Rank (lower is better)	Videocard Value (higher is better)	Price (USD)
<a href="#">Radeon HD 4670</a>	544	950	<a href="#">4.95</a>	<a href="#">\$109.99*</a>
<a href="#">Radeon HD 4770</a>	1033	549	NA	NA
<a href="#">Radeon HD 4810</a>	769	710	NA	NA
<a href="#">Radeon HD 4830</a>	945	601	<a href="#">15.77</a>	<a href="#">\$59.99*</a>
<a href="#">Radeon HD 4850</a>	1020	558	<a href="#">11.35</a>	<a href="#">\$89.99*</a>
<a href="#">Radeon HD 4850 X2</a>	1132	505	NA	NA
<a href="#">Radeon HD 4870</a>	1384	433	<a href="#">23.07</a>	<a href="#">\$59.99*</a>
<a href="#">Radeon HD 4870 X2</a>	1309	453	NA	NA
<a href="#">Radeon HD 4890</a>	1543	412	<a href="#">14.04</a>	<a href="#">\$109.99*</a>
<a href="#">Radeon HD 5450</a>	231	1168	<a href="#">1.69</a>	<a href="#">\$136.99*</a>
<a href="#">Radeon HD 5470</a>	268	1139	NA	NA
<a href="#">Radeon HD 5550</a>	546	943	<a href="#">9.94</a>	<a href="#">\$54.99*</a>
<a href="#">Radeon HD 5570</a>	714	769	<a href="#">3.76</a>	<a href="#">\$189.99*</a>
<a href="#">Radeon HD 5600/5700</a>	950	598	NA	NA
<a href="#">Radeon HD 5670</a>	1087	522	<a href="#">22.74</a>	<a href="#">\$47.84*</a>
<a href="#">Radeon HD 5750</a>	1460	422	<a href="#">21.04</a>	<a href="#">\$69.41*</a>
<a href="#">Radeon HD 5770</a>	1713	383	<a href="#">14.77</a>	<a href="#">\$115.99*</a>
<a href="#">Radeon HD 5830</a>	2053	330	<a href="#">12.84</a>	<a href="#">\$159.99*</a>
<a href="#">Radeon HD 5850</a>	2282	298	<a href="#">28.53</a>	<a href="#">\$79.99*</a>
<a href="#">Radeon HD 5870</a>	2621	278	<a href="#">26.22</a>	<a href="#">\$99.99*</a>
<a href="#">Radeon HD 5970</a>	2602	280	<a href="#">7.89</a>	<a href="#">\$329.99*</a>
<a href="#">Radeon HD 6230</a>	221	1172	NA	NA
<a href="#">Radeon HD 6250</a>	119	1292	NA	NA
<a href="#">Radeon HD 6290</a>	138	1267	NA	NA
<a href="#">Radeon HD 6290M</a>	140	1262	NA	NA
<a href="#">Radeon HD 6300M</a>	256	1151	NA	NA
Videocard Name	Passmark G3D Mark (higher is better)	Rank (lower is better)	Videocard Value (higher is better)	Price (USD)
<a href="#">Radeon HD 6310</a>	169	1237	NA	NA
<a href="#">Radeon HD 6320</a>	202	1200	<a href="#">0.36</a>	<a href="#">\$554.99*</a>
<a href="#">Radeon HD 6320 Graphic</a>	216	1179	NA	NA
<a href="#">Radeon HD 6320M</a>	198	1206	NA	NA
<a href="#">RADEON HD 6350</a>	209	1187	<a href="#">4.11</a>	<a href="#">\$50.99*</a>
<a href="#">Radeon HD 6370D</a>	310	1108	NA	NA
<a href="#">Radeon HD 6370M</a>	275	1133	NA	NA

CPU Benchmarks

Video Card Benchmarks

Hard Drive Benchmarks

RAM

PC Systems

Android

iOS / iPhone

Videocard Name	Passmark G3D Mark (higher is better)	Rank (lower is better)	Videocard Value (higher is better)	Price (USD)
<a href="#">Radeon HD 6380G</a>	300	1116	<a href="#">0.75</a>	<a href="#">\$399.99*</a>
<a href="#">Radeon HD 6410D</a>	386	1058	NA	NA
<a href="#">Radeon HD 6430M</a>	192	1213	NA	NA
<a href="#">Radeon HD 6450</a>	276	1132	<a href="#">6.01</a>	<a href="#">\$45.99</a>
<a href="#">Radeon HD 6450A</a>	260	1147	NA	NA
<a href="#">Radeon HD 6470M</a>	312	1106	<a href="#">0.55</a>	<a href="#">\$569.99*</a>
<a href="#">Radeon HD 6480G</a>	406	1049	NA	NA
<a href="#">Radeon HD 6490M</a>	377	1060	<a href="#">0.32</a>	<a href="#">\$1,193.03*</a>
<a href="#">Radeon HD 6520G</a>	486	997	NA	NA
<a href="#">Radeon HD 6530D</a>	513	977	NA	NA
<a href="#">Radeon HD 6550A</a>	707	771	NA	NA
<a href="#">Radeon HD 6550D</a>	640	840	NA	NA
<a href="#">Radeon HD 6570</a>	760	719	<a href="#">15.21</a>	<a href="#">\$49.99*</a>
<a href="#">Radeon HD 6610M</a>	565	918	NA	NA
<a href="#">Radeon HD 6620G</a>	557	926	NA	NA
<a href="#">Radeon HD 6630M</a>	684	795	NA	NA
<a href="#">Radeon HD 6650M</a>	842	654	NA	NA
<a href="#">Radeon HD 6670</a>	1062	531	<a href="#">10.32</a>	<a href="#">\$102.99*</a>
<a href="#">Radeon HD 6670 + 6670 Dual</a>	646	835	NA	NA
<a href="#">Radeon HD 6700M</a>	1016	561	NA	NA
<a href="#">Radeon HD 6750</a>	1317	449	<a href="#">26.35</a>	<a href="#">\$49.99*</a>
<a href="#">Radeon HD 6750M</a>	937	605	NA	NA
<a href="#">Radeon HD 6770</a>	1685	389	<a href="#">21.89</a>	<a href="#">\$76.99*</a>
<a href="#">Radeon HD 6770M</a>	964	593	NA	NA
<a href="#">Radeon HD 6790</a>	2048	332	<a href="#">31.52</a>	<a href="#">\$64.99*</a>
<a href="#">Radeon HD 6800M</a>	994	576	NA	NA
<a href="#">Radeon HD 6850</a>	2296	296	<a href="#">22.97</a>	<a href="#">\$99.99*</a>
<a href="#">Radeon HD 6870</a>	2617	279	<a href="#">29.08</a>	<a href="#">\$89.99*</a>
<a href="#">Radeon HD 6900M</a>	1964	342	NA	NA
<a href="#">Radeon HD 6950</a>	3218	240	<a href="#">35.77</a>	<a href="#">\$89.99*</a>
<a href="#">Radeon HD 6970</a>	3524	223	<a href="#">37.10</a>	<a href="#">\$94.99*</a>
<a href="#">Radeon HD 6970M</a>	2270	301	NA	NA
<a href="#">Radeon HD 6990</a>	2932	263	<a href="#">18.33</a>	<a href="#">\$159.99*</a>
<a href="#">Radeon HD 7290</a>	140	1260	NA	NA

CPU Benchmarks

Video Card Benchmarks

Hard Drive Benchmarks

RAM

PC Systems

Android

iOS / iPhone

Videocard Name	Passmark G3D Mark (higher is better)	Rank (lower is better)	Videocard Value (higher is better)	Price (USD)
<a href="#">Radeon HD 7290M</a>	123	1288	NA	NA
<a href="#">Radeon HD 7310</a>	171	1234	NA	NA
<a href="#">Radeon HD 7310G</a>	180	1226	NA	NA
<a href="#">Radeon HD 7310M</a>	166	1243	NA	NA
<a href="#">Radeon HD 7340</a>	207	1193	<a href="#">0.37</a>	<a href="#">\$552.69*</a>
<a href="#">Radeon HD 7340G</a>	196	1207	NA	NA
<a href="#">Radeon HD 7340M</a>	221	1173	NA	NA
<a href="#">Radeon HD 7350</a>	278	1129	NA	NA
Videocard Name	Passmark G3D Mark (higher is better)	Rank (lower is better)	Videocard Value (higher is better)	Price (USD)
<a href="#">Radeon HD 7400G</a>	322	1097	NA	NA
<a href="#">Radeon HD 7420G</a>	428	1037	NA	NA
<a href="#">Radeon HD 7450</a>	308	1110	<a href="#">3.63</a>	<a href="#">\$84.99*</a>
<a href="#">Radeon HD 7450A</a>	288	1124	NA	NA
<a href="#">Radeon HD 7450M</a>	329	1095	NA	NA
<a href="#">Radeon HD 7470</a>	361	1072	NA	NA
<a href="#">Radeon HD 7470M</a>	407	1047	NA	NA
<a href="#">Radeon HD 7480D</a>	430	1036	NA	NA
<a href="#">Radeon HD 7500G</a>	410	1045	NA	NA
<a href="#">Radeon HD 7500G + 7500M/7600M Dual</a>	616	866	NA	NA
<a href="#">Radeon HD 7500G + 7550M Dual</a>	497	991	NA	NA
<a href="#">Radeon HD 7500G + HD 7500M/7600M Dual</a>	355	1074	NA	NA
<a href="#">Radeon HD 7520G</a>	453	1021	NA	NA
<a href="#">Radeon HD 7520G + 7400M Dual</a>	486	996	NA	NA
<a href="#">Radeon HD 7520G + 7600M Dual</a>	591	894	NA	NA
<a href="#">Radeon HD 7520G + 7610M Dual</a>	588	898	NA	NA
<a href="#">Radeon HD 7520G + 7650M Dual</a>	453	1020	NA	NA
<a href="#">Radeon HD 7520G + 7670M Dual</a>	523	969	NA	NA
<a href="#">Radeon HD 7520G + 7700M Dual</a>	1060	534	NA	NA
<a href="#">Radeon HD 7520G + 8600/8700M Dual</a>	311	1107	NA	NA
<a href="#">Radeon HD 7520G + HD 7400M Dual</a>	544	949	NA	NA
<a href="#">Radeon HD 7520G + HD 7600M Dual</a>	599	886	NA	NA
<a href="#">Radeon HD 7520G + HD 7670M Dual</a>	495	993	NA	NA
<a href="#">Radeon HD 7520G + HD 8600/8700M Dual</a>	623	858	NA	NA
<a href="#">Radeon HD 7520G + HD 8750M Dual</a>	651	828	NA	NA

CPU Benchmarks

Video Card Benchmarks

Hard Drive Benchmarks

RAM

PC Systems

Android

iOS / iPhone

Videocard Name	Passmark G3D Mark (higher is better)	Rank (lower is better)	Videocard Value (higher is better)	Price (USD)
<a href="#">Radeon HD 7540D</a>	510	980	NA	NA
<a href="#">Radeon HD 7540D + 6570 Dual</a>	719	760	NA	NA
<a href="#">Radeon HD 7550M</a>	464	1014	NA	NA
<a href="#">Radeon HD 7550M/7650M</a>	728	751	NA	NA
<a href="#">Radeon HD 7560D</a>	663	816	NA	NA
<a href="#">Radeon HD 7560D + 6570 Dual</a>	833	661	NA	NA
<a href="#">Radeon HD 7560D + 6670 Dual</a>	1130	506	NA	NA
<a href="#">Radeon HD 7560D + 7560D Dual</a>	982	579	NA	NA
<a href="#">Radeon HD 7560D + 7670 Dual</a>	1426	429	NA	NA
<a href="#">Radeon HD 7560D + HD 7000 Dual</a>	534	958	NA	NA
<a href="#">Radeon HD 7560D + HD 7700 Dual</a>	1346	443	NA	NA
<a href="#">Radeon HD 7560D + R5 235 Dual</a>	563	921	NA	NA
<a href="#">Radeon HD 7570</a>	980	582	NA	NA
<a href="#">Radeon HD 7570M</a>	613	870	NA	NA
<a href="#">Radeon HD 7570M/HD 7670M</a>	699	782	NA	NA
<a href="#">Radeon HD 7580D</a>	350	1080	NA	NA
<a href="#">Radeon HD 7600G</a>	481	999	NA	NA
<a href="#">Radeon HD 7600G + 7450M Dual</a>	389	1057	NA	NA
<a href="#">Radeon HD 7600G + 7500M/7600M Dual</a>	405	1050	NA	NA
<a href="#">Radeon HD 7600G + 7550M Dual</a>	423	1040	NA	NA
<a href="#">Radeon HD 7600G + 8500M/8700M Dual</a>	469	1011	NA	NA
<a href="#">Radeon HD 7600G + HD 7500M/7600M Dual</a>	555	931	NA	NA
<a href="#">Radeon HD 7600G + HD 7550M Dual</a>	509	981	NA	NA
<a href="#">Radeon HD 7600G + HD 8670M Dual</a>	543	951	NA	NA
Videocard Name	Passmark G3D Mark (higher is better)	Rank (lower is better)	Videocard Value (higher is better)	Price (USD)
<a href="#">Radeon HD 7600G + HD Dual</a>	442	1028	NA	NA
<a href="#">Radeon HD 7600M + 7600M Dual</a>	773	706	NA	NA
<a href="#">Radeon HD 7610M</a>	632	850	NA	NA
<a href="#">Radeon HD 7620G</a>	474	1006	NA	NA
<a href="#">Radeon HD 7620G + 8600M Dual</a>	508	982	NA	NA
<a href="#">Radeon HD 7620G + 8670M Dual</a>	577	908	NA	NA
<a href="#">Radeon HD 7620G + HD 8600M Dual</a>	442	1027	NA	NA
<a href="#">Radeon HD 7620G + HD 8670M Dual</a>	507	983	NA	NA
<a href="#">Radeon HD 7640G</a>	615	868	NA	NA

CPU Benchmarks

Video Card Benchmarks

Hard Drive Benchmarks

RAM

PC Systems

Android

Price (USD)  
iOS / iPhone

Videocard Name	Passmark G3D Mark (higher is better)	Rank (lower is better)	Videocard Value (higher is better)	Price (USD) iOS / iPhone
<a href="#">Radeon HD 7640G + 6400M Dual</a>	526	967	NA	NA
<a href="#">Radeon HD 7640G + 7400M Dual</a>	637	842	NA	NA
<a href="#">Radeon HD 7640G + 7470M Dual</a>	595	891	NA	NA
<a href="#">Radeon HD 7640G + 7500/7600 Dual</a>	627	854	NA	NA
<a href="#">Radeon HD 7640G + 7600M Dual</a>	705	776	NA	NA
<a href="#">Radeon HD 7640G + 7610M Dual</a>	510	979	NA	NA
<a href="#">Radeon HD 7640G + 7670M Dual</a>	644	838	NA	NA
<a href="#">Radeon HD 7640G + 7700M Dual</a>	690	788	NA	NA
<a href="#">Radeon HD 7640G + 8500M Dual</a>	585	902	NA	NA
<a href="#">Radeon HD 7640G + 8570M Dual</a>	558	924	NA	NA
<a href="#">Radeon HD 7640G + 8600/8700M Dual</a>	688	791	NA	NA
<a href="#">Radeon HD 7640G + 8670M Dual</a>	558	923	NA	NA
<a href="#">Radeon HD 7640G + 8750M Dual</a>	654	824	NA	NA
<a href="#">Radeon HD 7640G + HD 7400M Dual</a>	621	860	NA	NA
<a href="#">Radeon HD 7640G + HD 7600M Dual</a>	704	778	NA	NA
<a href="#">Radeon HD 7640G + HD 7670M Dual</a>	659	822	NA	NA
<a href="#">Radeon HD 7640G + HD 7700M Dual</a>	589	896	NA	NA
<a href="#">Radeon HD 7640G + HD 8500M Dual</a>	607	874	NA	NA
<a href="#">Radeon HD 7640G + HD 8500M N HD 8500M Dual</a>	665	812	NA	NA
<a href="#">Radeon HD 7640G + HD 8570M Dual</a>	696	783	NA	NA
<a href="#">Radeon HD 7640G + HD 8600/8700M Dual</a>	586	901	NA	NA
<a href="#">Radeon HD 7640G + HD 8750M Dual</a>	996	574	NA	NA
<a href="#">Radeon HD 7640G + R5 M200 Dual</a>	546	944	NA	NA
<a href="#">Radeon HD 7640G N HD 7640G + HD 7600M N HD 7600M D</a>	824	669	NA	NA
<a href="#">Radeon HD 7640G N HD 7640G + HD 7670M Dual</a>	679	800	NA	NA
<a href="#">Radeon HD 7650A</a>	792	692	<a href="#">3.02</a>	<a href="#">\$262.00*</a>
<a href="#">Radeon HD 7650M</a>	724	754	NA	NA
<a href="#">Radeon HD 7660D</a>	777	703	NA	NA
<a href="#">Radeon HD 7660D + 6570 Dual</a>	1100	518	NA	NA
<a href="#">Radeon HD 7660D + 6670 Dual</a>	1238	477	NA	NA
<a href="#">Radeon HD 7660D + 7470 Dual</a>	465	1013	NA	NA
<a href="#">Radeon HD 7660D + 7670 Dual</a>	1061	532	NA	NA
<a href="#">Radeon HD 7660D + HD 6670 Dual</a>	1484	420	NA	NA

CPU Benchmarks

Video Card Benchmarks

Hard Drive Benchmarks

RAM

PC Systems

Android

iOS / iPhone

Videocard Name	Passmark G3D Mark (higher is better)	Rank (lower is better)	Videocard Value (higher is better)	Price (USD)
<a href="#">Radeon HD 7660D + HD 7000 Dual</a>	633	848	NA	NA
<a href="#">Radeon HD 7660D + HD 7700 Dual</a>	1958	345	NA	NA
<a href="#">Radeon HD 7660D + R7 240 Dual</a>	941	603	NA	NA
<a href="#">Radeon HD 7660G</a>	798	687	NA	NA
<a href="#">Radeon HD 7660G + 7400M Dual</a>	588	899	NA	NA
<a href="#">Radeon HD 7660G + 7470M Dual</a>	630	851	NA	NA
<a href="#">Radeon HD 7660G + 7600M Dual</a>	831	664	NA	NA
Videocard Name	Passmark G3D Mark (higher is better)	Rank (lower is better)	Videocard Value (higher is better)	Price (USD)
<a href="#">Radeon HD 7660G + 7610M Dual</a>	745	735	NA	NA
<a href="#">Radeon HD 7660G + 7670M Dual</a>	743	741	NA	NA
<a href="#">Radeon HD 7660G + 7700M Dual</a>	757	722	NA	NA
<a href="#">Radeon HD 7660G + 7730M Dual</a>	931	608	NA	NA
<a href="#">Radeon HD 7660G + 8600M Dual</a>	445	1023	NA	NA
<a href="#">Radeon HD 7660G + 8670M Dual</a>	587	900	NA	NA
<a href="#">Radeon HD 7660G + HD 7500M/7600M Dual</a>	999	573	NA	NA
<a href="#">Radeon HD 7660G + HD 7600M Dual</a>	772	709	NA	NA
<a href="#">Radeon HD 7660G + HD 7670M Dual</a>	706	772	NA	NA
<a href="#">Radeon HD 7660G + HD 7700M Dual</a>	751	729	NA	NA
<a href="#">Radeon HD 7660G + HD 7730M Dual</a>	881	634	NA	NA
<a href="#">Radeon HD 7660G + HD 8670M Dual</a>	711	770	NA	NA
<a href="#">Radeon HD 7660G N HD 7660G + HD 7600M N HD 7600M D</a>	722	756	NA	NA
<a href="#">Radeon HD 7660G N HD 7660G + HD 7670M Dual</a>	704	777	NA	NA
<a href="#">Radeon HD 7660G N HD 7660G + HD 7700M N HD 7700M D</a>	966	590	NA	NA
<a href="#">Radeon HD 7670</a>	1124	507	NA	NA
<a href="#">Radeon HD 7670A</a>	1050	541	NA	NA
<a href="#">Radeon HD 7670M</a>	811	680	<a href="#">1.29</a>	<a href="#">\$629.99*</a>
<a href="#">Radeon HD 7670M + 7670M Dual</a>	738	748	NA	NA
<a href="#">Radeon HD 7690M</a>	1003	569	NA	NA
<a href="#">Radeon HD 7690M XT</a>	1009	566	NA	NA
<a href="#">Radeon HD 7730</a>	1427	428	<a href="#">28.55</a>	<a href="#">\$49.99*</a>
<a href="#">Radeon HD 7730M</a>	1000	571	NA	NA
<a href="#">Radeon HD 7750</a>	1713	382	<a href="#">11.82</a>	<a href="#">\$144.99</a>

CPU Benchmarks

Video Card Benchmarks

Hard Drive Benchmarks

RAM

PC Systems

Android

iOS / iPhone

Videocard Name	Passmark G3D Mark (higher is better)	Rank (lower is better)	Videocard Value (higher is better)	Price (USD)
<a href="#">Radeon HD 7750M</a>	1191	487	NA	NA
<a href="#">Radeon HD 7770</a>	2225	309	<a href="#">7.05</a>	<a href="#">\$315.59</a>
<a href="#">Radeon HD 7790</a>	3086	251	<a href="#">22.87</a>	<a href="#">\$134.99*</a>
<a href="#">Radeon HD 7850</a>	3849	208	<a href="#">8.38</a>	<a href="#">\$459.59</a>
<a href="#">Radeon HD 7850M</a>	1372	438	NA	NA
<a href="#">Radeon HD 7870</a>	4385	181	<a href="#">17.54</a>	<a href="#">\$249.99</a>
<a href="#">Radeon HD 7870 XT</a>	4469	177	NA	NA
<a href="#">Radeon HD 7870M</a>	1507	417	NA	NA
<a href="#">Radeon HD 7950 / R9 280</a>	4764	165	<a href="#">12.09</a>	<a href="#">\$393.98</a>
<a href="#">Radeon HD 7970 / R9 280X</a>	5247	152	<a href="#">15.21</a>	<a href="#">\$345.00</a>
<a href="#">Radeon HD 7970M</a>	3795	211	NA	NA
<a href="#">Radeon HD 7990</a>	5565	141	<a href="#">18.55</a>	<a href="#">\$299.98</a>
<a href="#">Radeon HD 8180</a>	195	1210	NA	NA
<a href="#">Radeon HD 8210</a>	250	1154	NA	NA
<a href="#">Radeon HD 8240</a>	278	1130	NA	NA
<a href="#">Radeon HD 8250</a>	257	1150	NA	NA
<a href="#">Radeon HD 8280</a>	319	1099	NA	NA
<a href="#">Radeon HD 8280E</a>	314	1104	NA	NA
<a href="#">Radeon HD 8280G</a>	269	1138	NA	NA
<a href="#">Radeon HD 8330</a>	332	1092	NA	NA
<a href="#">Radeon HD 8330E</a>	316	1103	NA	NA
<a href="#">Radeon HD 8350</a>	265	1143	<a href="#">1.90</a>	<a href="#">\$139.99*</a>
<a href="#">Radeon HD 8350G</a>	443	1026	NA	NA
<a href="#">Radeon HD 8370D</a>	434	1034	NA	NA
<a href="#">Radeon HD 8400</a>	354	1076	NA	NA
Videocard Name	Passmark G3D Mark (higher is better)	Rank (lower is better)	Videocard Value (higher is better)	Price (USD)
<a href="#">Radeon HD 8400E</a>	339	1089	NA	NA
<a href="#">Radeon HD 8410G</a>	435	1032	NA	NA
<a href="#">Radeon HD 8450G</a>	416	1044	NA	NA
<a href="#">Radeon HD 8450G + 8600M Dual</a>	545	947	NA	NA
<a href="#">Radeon HD 8450G + 8670M Dual</a>	474	1005	NA	NA
<a href="#">Radeon HD 8450G + 8750M Dual</a>	637	843	NA	NA
<a href="#">Radeon HD 8450G + HD 8600M Dual</a>	452	1022	NA	NA
<a href="#">Radeon HD 8450G + HD 8670M Dual</a>	574	911	NA	NA

CPU Benchmarks

Video Card Benchmarks

Hard Drive Benchmarks

RAM

PC Systems

Android

iOS / iPhone

Videocard Name	Passmark G3D Mark (higher is better)	Rank (lower is better)	Videocard Value (higher is better)	Price (USD)
<a href="#">Radeon HD 8450G + HD 8750M Dual</a>	503	984	NA	NA
<a href="#">Radeon HD 8470</a>	341	1088	NA	NA
<a href="#">Radeon HD 8470D</a>	522	970	NA	NA
<a href="#">Radeon HD 8470D + 6450 Dual</a>	717	764	NA	NA
<a href="#">Radeon HD 8470D + HD 7500 Dual</a>	1545	410	NA	NA
<a href="#">Radeon HD 8490</a>	376	1061	NA	NA
<a href="#">Radeon HD 8500M</a>	542	955	NA	NA
<a href="#">Radeon HD 8500M/8700M</a>	852	649	NA	NA
<a href="#">Radeon HD 8510G</a>	497	989	NA	NA
<a href="#">Radeon HD 8510G + 8500M Dual</a>	596	889	NA	NA
<a href="#">Radeon HD 8550D</a>	685	794	NA	NA
<a href="#">Radeon HD 8550G</a>	719	761	NA	NA
<a href="#">Radeon HD 8550G + 8500M Dual</a>	602	880	NA	NA
<a href="#">Radeon HD 8550G + 8570M Dual</a>	532	961	NA	NA
<a href="#">Radeon HD 8550G + 8600/8700M Dual</a>	802	684	NA	NA
<a href="#">Radeon HD 8550G + 8600M Dual</a>	617	865	NA	NA
<a href="#">Radeon HD 8550G + 8670M Dual</a>	579	905	NA	NA
<a href="#">Radeon HD 8550G + 8690M Dual</a>	664	814	NA	NA
<a href="#">Radeon HD 8550G + 8750M Dual</a>	795	690	NA	NA
<a href="#">Radeon HD 8550G + HD 7600M Dual</a>	854	647	NA	NA
<a href="#">Radeon HD 8550G + HD 8570M Dual</a>	529	964	NA	NA
<a href="#">Radeon HD 8550G + HD 8600/8700M Dual</a>	813	678	NA	NA
<a href="#">Radeon HD 8550G + HD 8600M Dual</a>	593	892	NA	NA
<a href="#">Radeon HD 8550G + HD 8670M Dual</a>	546	946	NA	NA
<a href="#">Radeon HD 8550G + HD 8750M Dual</a>	819	675	NA	NA
<a href="#">Radeon HD 8550G + R5 M200 Dual</a>	619	864	NA	NA
<a href="#">Radeon HD 8550G + R5 M230 Dual</a>	667	810	NA	NA
<a href="#">Radeon HD 8570</a>	994	575	NA	NA
<a href="#">Radeon HD 8570 + 8670D Dual</a>	620	863	NA	NA
<a href="#">Radeon HD 8570D</a>	679	801	NA	NA
<a href="#">Radeon HD 8570D + 6570 Dual</a>	1239	476	NA	NA
<a href="#">Radeon HD 8570D + HD 6570 Dual</a>	868	643	NA	NA
<a href="#">Radeon HD 8570D + HD 6670 Dual</a>	1260	470	NA	NA
<a href="#">Radeon HD 8570D + HD 7000 Dual</a>	753	727	NA	NA



CPU Benchmarks

Video Card Benchmarks

Hard Drive Benchmarks

RAM

PC Systems

Android

iOS / iPhone

Videocard Name	Passmark G3D Mark (higher is better)	Rank (lower is better)	Videocard Value (higher is better)	Price (USD)
<a href="#">Radeon HD 8570D + HD 7700 Dual</a>	1834	359	NA	NA
<a href="#">Radeon HD 8570D + HD 8570 Dual</a>	1032	550	NA	NA
<a href="#">Radeon HD 8570D + R7 200 Dual</a>	999	572	NA	NA
<a href="#">Radeon HD 8570D + R7 240 Dual</a>	963	594	NA	NA
<a href="#">Radeon HD 8570M</a>	534	960	NA	NA
<a href="#">Radeon HD 8600/8700M</a>	1029	553	NA	NA
<a href="#">Radeon HD 8610G</a>	552	935	NA	NA
Videocard Name	Passmark G3D Mark (higher is better)	Rank (lower is better)	Videocard Value (higher is better)	Price (USD)
<a href="#">Radeon HD 8610G + 8500M Dual</a>	610	872	NA	NA
<a href="#">Radeon HD 8610G + 8600M Dual</a>	588	897	NA	NA
<a href="#">Radeon HD 8610G + 8670M Dual</a>	599	885	NA	NA
<a href="#">Radeon HD 8610G + HD 8500M Dual</a>	645	836	NA	NA
<a href="#">Radeon HD 8610G + HD 8600M Dual</a>	583	904	NA	NA
<a href="#">Radeon HD 8610G + HD 8670M Dual</a>	577	907	NA	NA
<a href="#">Radeon HD 8610G + R5 M200 Dual</a>	676	805	NA	NA
<a href="#">Radeon HD 8650D</a>	525	968	NA	NA
<a href="#">Radeon HD 8650G</a>	910	621	NA	NA
<a href="#">Radeon HD 8650G + 7600M Dual</a>	741	743	NA	NA
<a href="#">Radeon HD 8650G + 7670M Dual</a>	883	632	NA	NA
<a href="#">Radeon HD 8650G + 8500M Dual</a>	626	856	NA	NA
<a href="#">Radeon HD 8650G + 8570M Dual</a>	654	825	NA	NA
<a href="#">Radeon HD 8650G + 8600/8700M Dual</a>	831	663	NA	NA
<a href="#">Radeon HD 8650G + 8600M Dual</a>	613	869	NA	NA
<a href="#">Radeon HD 8650G + 8670M Dual</a>	635	845	NA	NA
<a href="#">Radeon HD 8650G + 8750M Dual</a>	786	697	NA	NA
<a href="#">Radeon HD 8650G + HD 7600M Dual</a>	819	674	NA	NA
<a href="#">Radeon HD 8650G + HD 7670M Dual</a>	634	847	NA	NA
<a href="#">Radeon HD 8650G + HD 8570M Dual</a>	716	767	NA	NA
<a href="#">Radeon HD 8650G + HD 8600/8700M Dual</a>	763	715	NA	NA
<a href="#">Radeon HD 8650G + HD 8600M Dual</a>	606	875	NA	NA
<a href="#">Radeon HD 8650G + HD 8670M Dual</a>	585	903	NA	NA
<a href="#">Radeon HD 8650G + HD 8750M Dual</a>	778	702	NA	NA
<a href="#">Radeon HD 8650G + R5 M200 Dual</a>	722	757	NA	NA
<a href="#">Radeon HD 8650G + R5 M230 Dual</a>	686	793	NA	NA

CPU Benchmarks

Video Card Benchmarks

Hard Drive Benchmarks

RAM

PC Systems

Android

iOS / iPhone

Videocard Name	Passmark G3D Mark (higher is better)	Rank (lower is better)	Videocard Value (higher is better)	Price (USD)
<a href="#">Radeon HD 8650G N HD 8650G + HD 8570M Dual</a>	773	707	NA	NA
<a href="#">Radeon HD 8650G N HD 8650G + HD 8600M N HD 8600M D</a>	679	799	NA	NA
<a href="#">Radeon HD 8670D</a>	780	701	NA	NA
<a href="#">Radeon HD 8670D + 6670 Dual</a>	1361	440	NA	NA
<a href="#">Radeon HD 8670D + 7700 Dual</a>	1788	370	NA	NA
<a href="#">Radeon HD 8670D + HD 6670 Dual</a>	1221	481	NA	NA
<a href="#">Radeon HD 8670D + HD 7000 Dual</a>	718	762	NA	NA
<a href="#">Radeon HD 8670D + R5 235 Dual</a>	836	659	NA	NA
<a href="#">Radeon HD 8670D + R7 200 Dual</a>	949	599	NA	NA
<a href="#">Radeon HD 8670D + R7 240 Dual</a>	1020	560	NA	NA
<a href="#">Radeon HD 8670M</a>	520	971	NA	NA
<a href="#">Radeon HD 8690A</a>	604	878	NA	NA
<a href="#">Radeon HD 8690M</a>	984	578	NA	NA
<a href="#">Radeon HD 8730M</a>	1045	547	NA	NA
<a href="#">Radeon HD 8750M</a>	1071	527	NA	NA
<a href="#">Radeon HD 8790M</a>	1315	451	NA	NA
<a href="#">Radeon HD 8790M / R9 M290X</a>	1210	483	NA	NA
<a href="#">Radeon HD 8850M</a>	973	588	NA	NA
<a href="#">Radeon HD 8850M / R9 M265X</a>	1139	501	NA	NA
<a href="#">Radeon HD 8870M</a>	1638	394	NA	NA
<a href="#">Radeon HD 8870M / R9 M270X / M370X</a>	1799	367	NA	NA
<a href="#">Radeon HD 8950</a>	3005	257	NA	NA
<a href="#">Radeon HD 8970M</a>	3876	205	<a href="#">27.69</a>	<a href="#">\$139.99*</a>
Videocard Name	Passmark G3D Mark (higher is better)	Rank (lower is better)	Videocard Value (higher is better)	Price (USD)
<a href="#">Radeon HD 8990</a>	5157	155	NA	NA
<a href="#">RADEON HD6370D</a>	320	1098	NA	NA
<a href="#">RADEON HD6410D</a>	422	1041	NA	NA
<a href="#">RADEON HD6530D</a>	531	962	NA	NA
<a href="#">Radeon HD7570</a>	1028	554	NA	NA
<a href="#">Radeon HD8490</a>	366	1068	NA	NA
<a href="#">Radeon HD8530M</a>	490	994	NA	NA
<a href="#">Radeon HD8970M</a>	3368	231	NA	NA
<a href="#">Radeon IGP 320M</a>	3	1694	NA	NA

CPU Benchmarks

Video Card Benchmarks

Hard Drive Benchmarks

RAM

PC Systems

Android

iOS / iPhone

Videocard Name	Passmark G3D Mark (higher is better)	Rank (lower is better)	Videocard Value (higher is better)	Price (USD)
<a href="#">Radeon IGP 340M</a>	2	1722	NA	NA
<a href="#">RADEON IGP 345M</a>	2	1716	NA	NA
<a href="#">RADEON IGP 350M</a>	6	1642	NA	NA
<a href="#">Radeon Infoshock 3000</a>	106	1325	NA	NA
<a href="#">Radeon Instinct MI25 MxGPU</a>	10466	54	NA	NA
<a href="#">Radeon Pro 450</a>	2722	273	NA	NA
<a href="#">Radeon Pro 455</a>	3112	248	NA	NA
<a href="#">Radeon Pro 460</a>	3452	228	NA	NA
<a href="#">Radeon Pro 5300M</a>	5696	138	NA	NA
<a href="#">Radeon Pro 5500M</a>	6458	117	NA	NA
<a href="#">Radeon Pro 555</a>	3140	245	NA	NA
<a href="#">Radeon Pro 560</a>	3475	227	NA	NA
<a href="#">Radeon Pro 560X</a>	3677	216	NA	NA
<a href="#">Radeon Pro 570</a>	6336	119	NA	NA
<a href="#">Radeon Pro 580</a>	7753	99	NA	NA
<a href="#">Radeon Pro Duo</a>	9435	71	<a href="#">21.02</a>	<a href="#">\$449.00*</a>
<a href="#">Radeon Pro SSG</a>	10497	53	NA	NA
<a href="#">Radeon Pro Vega 20</a>	6318	120	NA	NA
<a href="#">Radeon Pro Vega 48</a>	11872	37	NA	NA
<a href="#">Radeon Pro Vega 56</a>	11915	36	NA	NA
<a href="#">Radeon Pro Vega 64</a>	11455	40	NA	NA
<a href="#">Radeon Pro Vega II</a>	11918	35	NA	NA
<a href="#">Radeon Pro W5500M</a>	1813	363	NA	NA
<a href="#">Radeon Pro W5700</a>	12815	23	<a href="#">16.02</a>	<a href="#">\$799.99</a>
<a href="#">Radeon Pro WX 2100</a>	2260	303	NA	NA
<a href="#">Radeon Pro WX 3100</a>	3308	236	NA	NA
<a href="#">Radeon Pro WX 4100</a>	4092	198	<a href="#">15.74</a>	<a href="#">\$259.99</a>
<a href="#">Radeon Pro WX 4130</a>	2984	258	NA	NA
<a href="#">Radeon Pro WX 4150</a>	3151	244	NA	NA
<a href="#">Radeon Pro WX 5100</a>	5644	140	<a href="#">15.86</a>	<a href="#">\$355.99</a>
<a href="#">Radeon Pro WX 7100</a>	7880	95	<a href="#">14.59</a>	<a href="#">\$539.99</a>
<a href="#">Radeon Pro WX 7130</a>	2146	318	NA	NA
<a href="#">Radeon PRO WX 8200</a>	11403	42	<a href="#">11.76</a>	<a href="#">\$969.99</a>
<a href="#">Radeon Pro WX 9100</a>	10831	49	NA	NA

CPU Benchmarks

Video Card Benchmarks

Hard Drive Benchmarks

RAM

PC Systems

Android

iOS / iPhone

Videocard Name	Passmark G3D Mark (higher is better)	Rank (lower is better)	Videocard Value (higher is better)	Price (USD)
<a href="#">Radeon Pro WX3200</a>	1766	372	NA	NA
<a href="#">Radeon Pro WX4100</a>	3953	203	NA	NA
<a href="#">Radeon R1E</a>	301	1113	NA	NA
<a href="#">Radeon R2</a>	300	1115	NA	NA
<a href="#">Radeon R2E</a>	242	1160	NA	NA
<a href="#">Radeon R3</a>	371	1063	NA	NA
Videocard Name	Passmark G3D Mark (higher is better)	Rank (lower is better)	Videocard Value (higher is better)	Price (USD)
<a href="#">Radeon R3E</a>	247	1155	NA	NA
<a href="#">Radeon R4</a>	399	1056	NA	NA
<a href="#">Radeon R5 220</a>	233	1166	<a href="#">3.43</a>	<a href="#">\$67.99</a>
<a href="#">Radeon R5 230</a>	247	1158	<a href="#">5.61</a>	<a href="#">\$44.07</a>
<a href="#">Radeon R5 235</a>	368	1065	<a href="#">5.92</a>	<a href="#">\$62.16</a>
<a href="#">Radeon R5 235 + HD 7560D Dual</a>	743	739	NA	NA
<a href="#">Radeon R5 235X</a>	367	1066	NA	NA
<a href="#">Radeon R5 240</a>	650	829	<a href="#">10.66</a>	<a href="#">\$61.00*</a>
<a href="#">Radeon R5 310</a>	331	1094	<a href="#">0.66</a>	<a href="#">\$499.00</a>
<a href="#">Radeon R5 330</a>	557	925	<a href="#">1.51</a>	<a href="#">\$369.99*</a>
<a href="#">Radeon R5 340</a>	1054	537	NA	NA
<a href="#">Radeon R5 420</a>	757	721	NA	NA
<a href="#">Radeon R5 430</a>	1014	564	NA	NA
<a href="#">Radeon R5 A10-9600P 4C+6G</a>	805	682	NA	NA
<a href="#">Radeon R5 A10-9620P 4C+6G</a>	801	685	NA	NA
<a href="#">Radeon R5 A10-9630P 4C+6G</a>	1436	427	NA	NA
<a href="#">Radeon R5 A6-7480</a>	675	808	NA	NA
<a href="#">Radeon R5 A6-9400 RADEON R5.6 COMPUTE CORES 2C+4G</a>	690	789	NA	NA
<a href="#">Radeon R5 A6-9500 2C+6G</a>	1014	563	NA	NA
<a href="#">Radeon R5 M230</a>	566	917	NA	NA
<a href="#">Radeon R5 M240</a>	556	927	NA	NA
<a href="#">Radeon R5 M255</a>	763	716	NA	NA
<a href="#">Radeon R5 M315</a>	609	873	NA	NA
<a href="#">Radeon R5 M320</a>	534	959	NA	NA
<a href="#">Radeon R5 M330</a>	595	890	NA	NA
<a href="#">Radeon R5 M335</a>	548	938	NA	NA

CPU Benchmarks

Video Card Benchmarks

Hard Drive Benchmarks

RAM

PC Systems

Android

iOS / iPhone

Videocard Name	Passmark G3D Mark (higher is better)	Rank (lower is better)	Videocard Value (higher is better)	Price (USD)
<a href="#">Radeon R5 M420</a>	546	945	NA	NA
<a href="#">Radeon R5 M430</a>	648	834	NA	NA
<a href="#">Radeon R5 M435</a>	602	879	NA	NA
<a href="#">Radeon R5 Opteron X3216</a>	436	1031	NA	NA
<a href="#">Radeon R5 PRO A10-8730B 4C+6G</a>	822	670	NA	NA
<a href="#">Radeon R5 PRO A6-8530B 2C+4G</a>	689	790	NA	NA
<a href="#">Radeon R5 PRO A6-8570 2C+6G</a>	1079	524	NA	NA
<a href="#">Radeon R5 PRO A6-8570E 2C+4G</a>	839	658	NA	NA
<a href="#">Radeon R5 PRO A6-9500 2C+6G</a>	906	623	NA	NA
<a href="#">Radeon R5 PRO A6-9500B 2C+4G</a>	693	786	NA	NA
<a href="#">Radeon R5 PRO A6-9500E 2C+4G</a>	877	638	NA	NA
<a href="#">Radeon R5 PRO A8-9600B 4C+6G</a>	845	652	NA	NA
<a href="#">Radeon R5E</a>	338	1090	NA	NA
<a href="#">Radeon R6</a>	643	839	NA	NA
<a href="#">Radeon R6 + R7 M265DX Dual</a>	570	914	NA	NA
<a href="#">Radeon R6 A10-8700P</a>	680	798	NA	NA
<a href="#">Radeon R6 A8-8600P</a>	560	922	NA	NA
<a href="#">Radeon R6 M255DX</a>	597	888	NA	NA
<a href="#">Radeon R6 Opteron X3418</a>	955	596	NA	NA
<a href="#">Radeon R6 PRO A10-8700B 4C+6G</a>	572	913	NA	NA
<a href="#">Radeon R6 PRO A8-8600B 4C+6G</a>	593	893	NA	NA
<a href="#">Radeon R7 + HD 7700 Dual</a>	1962	343	NA	NA
<a href="#">Radeon R7 + R5 330 Dual</a>	1028	555	NA	NA
Videocard Name	Passmark G3D Mark (higher is better)	Rank (lower is better)	Videocard Value (higher is better)	Price (USD)
<a href="#">Radeon R7 + R5 435 Dual A10-9700 RADEON</a>	885	630	NA	NA
<a href="#">Radeon R7 + R7 200 Dual</a>	1279	464	NA	NA
<a href="#">Radeon R7 + R7 240 Dual</a>	1045	546	NA	NA
<a href="#">Radeon R7 + R7 350 Dual</a>	1982	339	NA	NA
<a href="#">Radeon R7 240</a>	974	585	<a href="#">13.00</a>	<a href="#">\$74.99</a>
<a href="#">Radeon R7 240 + HD 8570D Dual</a>	917	615	NA	NA
<a href="#">Radeon R7 240 + HD 8670D Dual</a>	930	610	NA	NA
<a href="#">Radeon R7 250</a>	1403	431	<a href="#">13.18</a>	<a href="#">\$106.45</a>
<a href="#">Radeon R7 250X</a>	2268	302	<a href="#">8.70</a>	<a href="#">\$260.70</a>

CPU Benchmarks

Video Card Benchmarks

Hard Drive Benchmarks

RAM

PC Systems

Android

iOS / iPhone

Videocard Name	Passmark G3D Mark (higher is better)	Rank (lower is better)	Videocard Value (higher is better)	Price (USD)
<a href="#">Radeon R7 260</a>	2891	265	<a href="#">32.13</a>	<a href="#">\$89.99*</a>
<a href="#">Radeon R7 260X</a>	3183	242	<a href="#">14.47</a>	<a href="#">\$220.00*</a>
<a href="#">Radeon R7 340</a>	1047	545	NA	NA
<a href="#">Radeon R7 360</a>	3318	235	<a href="#">22.63</a>	<a href="#">\$146.65*</a>
<a href="#">Radeon R7 370</a>	4639	172	NA	NA
<a href="#">Radeon R7 430</a>	1372	437	<a href="#">12.37</a>	<a href="#">\$110.99</a>
<a href="#">Radeon R7 450</a>	2195	312	<a href="#">24.39</a>	<a href="#">\$89.99*</a>
<a href="#">Radeon R7 A10 Extreme Edition</a>	790	695	NA	NA
<a href="#">Radeon R7 A10 PRO-7800B</a>	756	724	NA	NA
<a href="#">Radeon R7 A10 PRO-7850B</a>	962	595	NA	NA
<a href="#">Radeon R7 A10-7700K</a>	896	626	NA	NA
<a href="#">Radeon R7 A10-7800</a>	889	629	NA	NA
<a href="#">Radeon R7 A10-7850K</a>	1021	557	NA	NA
<a href="#">Radeon R7 A10-7860K</a>	973	586	NA	NA
<a href="#">Radeon R7 A10-7870K</a>	1124	508	NA	NA
<a href="#">Radeon R7 A10-7890K</a>	1152	496	NA	NA
<a href="#">Radeon R7 A10-8750</a>	976	584	NA	NA
<a href="#">Radeon R7 A10-8850</a>	1114	512	NA	NA
<a href="#">Radeon R7 A10-9700 RADEON</a>	1165	491	NA	NA
<a href="#">Radeon R7 A10-9700E RADEON</a>	1100	517	NA	NA
<a href="#">Radeon R7 A12-9700P RADEON</a>	753	726	NA	NA
<a href="#">Radeon R7 A12-9720P RADEON</a>	922	612	NA	NA
<a href="#">Radeon R7 A12-9730P RADEON</a>	861	646	NA	NA
<a href="#">Radeon R7 A12-9800 RADEON</a>	1246	473	NA	NA
<a href="#">Radeon R7 A12-9800E RADEON</a>	1105	516	NA	NA
<a href="#">Radeon R7 A265</a>	982	580	NA	NA
<a href="#">Radeon R7 A370</a>	1281	463	NA	NA
<a href="#">Radeon R7 A8 PRO-7600B</a>	743	740	NA	NA
<a href="#">Radeon R7 A8-7500</a>	1027	556	NA	NA
<a href="#">Radeon R7 A8-7500 4C+6G</a>	853	648	NA	NA
<a href="#">Radeon R7 A8-7600</a>	922	611	NA	NA
<a href="#">Radeon R7 A8-7650K</a>	862	645	NA	NA
<a href="#">Radeon R7 A8-7670K</a>	876	639	NA	NA
<a href="#">Radeon R7 A8-7680</a>	913	617	NA	NA

CPU Benchmarks

Video Card Benchmarks

Hard Drive Benchmarks

RAM

PC Systems

Android

iOS / iPhone

Videocard Name	Passmark G3D Mark (higher is better)	Rank (lower is better)	Videocard Value (higher is better)	Price (USD)
<a href="#">Radeon R7 A8-8650</a>	910	620	NA	NA
<a href="#">Radeon R7 A8-9600 RADEON</a>	1065	529	NA	NA
<a href="#">Radeon R7 FX-8800P</a>	1031	551	NA	NA
<a href="#">Radeon R7 FX-9800P RADEON</a>	848	650	<a href="#">1.60</a>	<a href="#">\$530.00*</a>
<a href="#">Radeon R7 FX-9830P RADEON</a>	1795	368	NA	NA
<a href="#">Radeon R7 M260</a>	662	818	<a href="#">0.83</a>	<a href="#">\$799.00*</a>
Videocard Name	Passmark G3D Mark (higher is better)	Rank (lower is better)	Videocard Value (higher is better)	Price (USD)
<a href="#">Radeon R7 M260DX</a>	750	731	NA	NA
<a href="#">Radeon R7 M260X</a>	1115	510	NA	NA
<a href="#">Radeon R7 M265</a>	820	673	NA	NA
<a href="#">Radeon R7 M270</a>	774	705	NA	NA
<a href="#">Radeon R7 M340</a>	791	693	NA	NA
<a href="#">Radeon R7 M350</a>	1274	467	NA	NA
<a href="#">Radeon R7 M360</a>	695	784	NA	NA
<a href="#">Radeon R7 M365X</a>	901	625	NA	NA
<a href="#">Radeon R7 M370</a>	1417	430	NA	NA
<a href="#">Radeon R7 M440</a>	964	592	NA	NA
<a href="#">Radeon R7 M445</a>	1051	539	NA	NA
<a href="#">Radeon R7 M460</a>	1136	503	NA	NA
<a href="#">Radeon R7 M465</a>	1306	455	NA	NA
<a href="#">Radeon R7 M465X</a>	2057	327	NA	NA
<a href="#">Radeon R7 Opteron X3421</a>	1075	526	NA	NA
<a href="#">Radeon R7 PRO A10-8750B</a>	954	597	NA	NA
<a href="#">Radeon R7 PRO A10-8770</a>	1319	448	NA	NA
<a href="#">Radeon R7 PRO A10-8770E</a>	1134	504	NA	NA
<a href="#">Radeon R7 PRO A10-8850B</a>	945	602	NA	NA
<a href="#">Radeon R7 PRO A10-9700</a>	1281	462	NA	NA
<a href="#">Radeon R7 PRO A10-9700B</a>	1066	528	NA	NA
<a href="#">Radeon R7 PRO A10-9700E</a>	1142	499	NA	NA
<a href="#">Radeon R7 PRO A12-8800B</a>	743	738	NA	NA
<a href="#">Radeon R7 PRO A12-8830B</a>	882	633	NA	NA
<a href="#">Radeon R7 PRO A12-8870</a>	1375	436	NA	NA
<a href="#">Radeon R7 PRO A12-8870E</a>	1160	494	NA	NA
<a href="#">Radeon R7 PRO A12-9800</a>	1335	446	NA	NA

CPU Benchmarks

Video Card Benchmarks

Hard Drive Benchmarks

RAM

PC Systems

Android

iOS / iPhone

Videocard Name	Passmark G3D Mark (higher is better)	Rank (lower is better)	Videocard Value (higher is better)	Price (USD)
<a href="#">Radeon R7 PRO A12-9800B</a>	829	668	NA	NA
<a href="#">Radeon R7 PRO A12-9800E</a>	1014	562	NA	NA
<a href="#">Radeon R7 PRO A6-9500 2C+6G</a>	781	700	NA	NA
<a href="#">Radeon R7 PRO A8-8650B</a>	832	662	NA	NA
<a href="#">Radeon R7 PRO A8-9600</a>	1049	543	NA	NA
<a href="#">Radeon R8 M365DX</a>	740	744	NA	NA
<a href="#">Radeon R8 M445DX</a>	840	656	NA	NA
<a href="#">Radeon R8 M535DX</a>	695	785	NA	NA
<a href="#">Radeon R9 255</a>	1800	366	<a href="#">5.23</a>	<a href="#">\$344.16*</a>
<a href="#">Radeon R9 260</a>	3018	256	NA	NA
<a href="#">Radeon R9 270 / R7 370</a>	4259	192	<a href="#">33.67</a>	<a href="#">\$126.53</a>
<a href="#">Radeon R9 270X</a>	4698	168	<a href="#">15.71</a>	<a href="#">\$299.00</a>
<a href="#">Radeon R9 280</a>	5383	147	NA	NA
<a href="#">Radeon R9 280X</a>	5849	133	NA	NA
<a href="#">Radeon R9 285 / 380</a>	5549	143	<a href="#">17.90</a>	<a href="#">\$310.00</a>
<a href="#">Radeon R9 290 / 390</a>	7157	110	<a href="#">43.02</a>	<a href="#">\$166.40</a>
<a href="#">Radeon R9 290X / 390X</a>	7455	104	<a href="#">10.82</a>	<a href="#">\$688.88</a>
<a href="#">Radeon R9 295X2</a>	7794	98	<a href="#">7.09</a>	<a href="#">\$1,099.99*</a>
<a href="#">Radeon R9 350</a>	2235	308	<a href="#">21.53</a>	<a href="#">\$103.85</a>
<a href="#">Radeon R9 360</a>	3031	255	<a href="#">5.84</a>	<a href="#">\$519.00*</a>
<a href="#">Radeon R9 370</a>	4722	167	NA	NA
<a href="#">Radeon R9 380</a>	6168	122	<a href="#">23.28</a>	<a href="#">\$264.99*</a>
Videocard Name	Passmark G3D Mark (higher is better)	Rank (lower is better)	Videocard Value (higher is better)	Price (USD)
<a href="#">Radeon R9 380X</a>	6245	121	<a href="#">14.03</a>	<a href="#">\$445.00*</a>
<a href="#">Radeon R9 390</a>	8112	89	NA	NA
<a href="#">Radeon R9 390X</a>	8514	84	NA	NA
<a href="#">Radeon R9 Fury</a>	9214	72	<a href="#">23.04</a>	<a href="#">\$399.99*</a>
<a href="#">Radeon R9 Fury + Fury X</a>	8489	85	<a href="#">21.22</a>	<a href="#">\$399.99*</a>
<a href="#">Radeon R9 M265X</a>	1289	459	NA	NA
<a href="#">Radeon R9 M270X</a>	1444	425	NA	NA
<a href="#">Radeon R9 M275</a>	1114	511	<a href="#">1.59</a>	<a href="#">\$699.99*</a>
<a href="#">Radeon R9 M275X / M375</a>	1525	416	NA	NA
<a href="#">Radeon R9 M280X</a>	601	881	NA	NA
<a href="#">Radeon R9 M290X</a>	4060	199	NA	NA



CPU Benchmarks

Video Card Benchmarks

Hard Drive Benchmarks

RAM

PC Systems

Android

iOS / iPhone

Videocard Name	Passmark G3D Mark (higher is better)	Rank (lower is better)	Videocard Value (higher is better)	Price (USD)
<a href="#">Radeon R9 M295X</a>	5150	156	NA	NA
<a href="#">Radeon R9 M360</a>	2042	333	NA	NA
<a href="#">Radeon R9 M370X</a>	1935	349	NA	NA
<a href="#">Radeon R9 M375</a>	1219	482	NA	NA
<a href="#">Radeon R9 M375X</a>	2121	321	NA	NA
<a href="#">Radeon R9 M380</a>	3050	252	NA	NA
<a href="#">Radeon R9 M385X</a>	885	631	NA	NA
<a href="#">Radeon R9 M390X</a>	4356	185	NA	NA
<a href="#">Radeon R9 M395</a>	5078	158	NA	NA
<a href="#">Radeon R9 M395X</a>	5782	136	NA	NA
<a href="#">Radeon R9 M470</a>	2435	287	NA	NA
<a href="#">Radeon R9 M470X</a>	3563	219	NA	NA
<a href="#">Radeon RX 460</a>	4331	186	<a href="#">34.09</a>	<a href="#">\$127.08*</a>
<a href="#">Radeon RX 470</a>	7816	97	<a href="#">25.97</a>	<a href="#">\$300.95*</a>
<a href="#">Radeon RX 480</a>	8157	88	<a href="#">23.31</a>	<a href="#">\$349.99</a>
<a href="#">Radeon RX 540</a>	2288	297	NA	NA
<a href="#">Radeon RX 550</a>	3415	230	<a href="#">42.70</a>	<a href="#">\$79.99</a>
<a href="#">Radeon RX 5500 XT</a>	8379	86	<a href="#">46.56</a>	<a href="#">\$179.99</a>
<a href="#">Radeon RX 550X</a>	1711	384	NA	NA
<a href="#">Radeon RX 560</a>	4293	188	<a href="#">39.03</a>	<a href="#">\$109.99</a>
<a href="#">Radeon RX 5600 XT</a>	11464	39	<a href="#">40.95</a>	<a href="#">\$279.99</a>
<a href="#">Radeon RX 560X</a>	3520	224	NA	NA
<a href="#">Radeon RX 570</a>	6959	112	<a href="#">63.27</a>	<a href="#">\$109.99</a>
<a href="#">Radeon RX 5700</a>	12563	28	<a href="#">38.07</a>	<a href="#">\$329.99</a>
<a href="#">Radeon RX 5700 XT</a>	14054	15	<a href="#">42.59</a>	<a href="#">\$329.97</a>
<a href="#">Radeon RX 5700 XT 50th Anniversary</a>	14243	12	NA	NA
<a href="#">Radeon RX 570X</a>	1923	351	NA	NA
<a href="#">Radeon RX 580</a>	8600	81	<a href="#">53.76</a>	<a href="#">\$159.99</a>
<a href="#">Radeon RX 580 2048SP</a>	8175	87	NA	NA
<a href="#">Radeon RX 590</a>	9479	68	<a href="#">48.62</a>	<a href="#">\$194.99</a>
<a href="#">Radeon RX Vega 10</a>	1730	377	NA	NA
<a href="#">Radeon RX Vega 11</a>	2274	300	NA	NA
<a href="#">Radeon RX Vega 56</a>	12076	34	<a href="#">45.57</a>	<a href="#">\$264.99</a>
<a href="#">Radeon RX Vega 64</a>	12267	33	<a href="#">31.45</a>	<a href="#">\$389.99</a>

CPU Benchmarks

Video Card Benchmarks

Hard Drive Benchmarks

RAM

PC Systems

Android

iOS / iPhone

Videocard Name	Passmark G3D Mark (higher is better)	Rank (lower is better)	Videocard Value (higher is better)	Price (USD)
<a href="#">Radeon RX Vega 8</a>	1737	374	NA	NA
<a href="#">Radeon RX Vega M GH</a>	7056	111	NA	NA
<a href="#">Radeon RX Vega M GL</a>	5183	154	NA	NA
<a href="#">Radeon RX Vega11</a>	1819	362	NA	NA
Videocard Name	Passmark G3D Mark (higher is better)	Rank (lower is better)	Videocard Value (higher is better)	Price (USD)
<a href="#">Radeon Sky 500</a>	4889	163	NA	NA
<a href="#">Radeon TM R9 A360</a>	2148	317	NA	NA
<a href="#">Radeon Vega 10</a>	1777	371	NA	NA
<a href="#">Radeon Vega 10 Mobile</a>	1661	393	NA	NA
<a href="#">Radeon Vega 11</a>	1698	387	NA	NA
<a href="#">Radeon Vega 3</a>	1051	540	<a href="#">2.63</a>	<a href="#">\$399.99</a>
<a href="#">Radeon Vega 3 Mobile</a>	1108	515	NA	NA
<a href="#">Radeon Vega 6</a>	1542	413	<a href="#">0.86</a>	<a href="#">\$1,799.99*</a>
<a href="#">Radeon Vega 8</a>	1737	375	NA	NA
<a href="#">Radeon Vega 8 Mobile</a>	1633	395	NA	NA
<a href="#">Radeon Vega 9</a>	1872	356	NA	NA
<a href="#">Radeon Vega Frontier Edition</a>	11130	48	<a href="#">18.55</a>	<a href="#">\$599.99*</a>
<a href="#">Radeon VII</a>	14317	11	<a href="#">26.03</a>	<a href="#">\$549.99</a>
<a href="#">Radeon X1050</a>	49	1483	NA	NA
<a href="#">Radeon X1200</a>	32	1546	NA	NA
<a href="#">Radeon X1250</a>	37	1525	NA	NA
<a href="#">Radeon X1270</a>	31	1552	NA	NA
<a href="#">Radeon X1300</a>	58	1459	<a href="#">0.57</a>	<a href="#">\$101.99*</a>
<a href="#">Radeon X1300 PRO</a>	84	1388	NA	NA
<a href="#">Radeon X1550</a>	66	1437	<a href="#">0.59</a>	<a href="#">\$113.00*</a>
<a href="#">Radeon X1550 64-bit</a>	47	1487	NA	NA
<a href="#">Radeon X1600</a>	49	1481	NA	NA
<a href="#">Radeon X1600 Pro</a>	98	1344	NA	NA
<a href="#">Radeon X1600 Pro / X1300XT</a>	69	1427	NA	NA
<a href="#">Radeon X1600 XT</a>	115	1303	NA	NA
<a href="#">Radeon X1650 GTO</a>	74	1413	NA	NA
<a href="#">Radeon X1650 Pro</a>	84	1385	<a href="#">0.53</a>	<a href="#">\$160.89*</a>
<a href="#">Radeon X1650 SE</a>	71	1421	NA	NA
<a href="#">Radeon X1700 Targa Edition</a>	116	1300	NA	NA

CPU Benchmarks

Video Card Benchmarks

Hard Drive Benchmarks

RAM

PC Systems

Android

iOS / iPhone

Videocard Name	Passmark G3D Mark (higher is better)	Rank (lower is better)	Videocard Value (higher is better)	Price (USD)
<a href="#">Radeon X1800 GTO</a>	140	1261	NA	NA
<a href="#">Radeon X1900 CrossFire Edition</a>	137	1270	NA	NA
<a href="#">Radeon X1900 GT</a>	145	1255	NA	NA
<a href="#">Radeon X1950 CrossFire Edition</a>	151	1249	NA	NA
<a href="#">Radeon X1950 GT</a>	106	1326	NA	NA
<a href="#">Radeon X1950 Pro</a>	113	1309	NA	NA
<a href="#">RADEON X300SE</a>	38	1523	NA	NA
<a href="#">RADEON X550</a>	50	1476	NA	NA
<a href="#">RADEON X550XT</a>	56	1468	NA	NA
<a href="#">Radeon X550TX</a>	70	1422	NA	NA
<a href="#">RADEON X600 256MB HyperMemory</a>	56	1467	NA	NA
<a href="#">RADEON X600XT</a>	91	1369	NA	NA
<a href="#">RADEON X700</a>	72	1418	NA	NA
<a href="#">RADEON X700 PRO</a>	75	1410	NA	NA
<a href="#">RADEON X700 SE</a>	71	1420	NA	NA
<a href="#">RADEON X800 GT</a>	84	1389	NA	NA
<a href="#">RADEON X800 GTO</a>	76	1408	NA	NA
<a href="#">RADEON X800 PRO</a>	64	1442	NA	NA
<a href="#">RADEON X800 PRO/GTO</a>	73	1416	NA	NA
<a href="#">RADEON X800 XL</a>	69	1425	NA	NA
Videocard Name	Passmark G3D Mark (higher is better)	Rank (lower is better)	Videocard Value (higher is better)	Price (USD)
<a href="#">RADEON X800 XT</a>	97	1352	NA	NA
<a href="#">RADEON X800GT</a>	79	1406	NA	NA
<a href="#">RADEON X850 PRO</a>	72	1417	NA	NA
<a href="#">RADEON X850 XT</a>	81	1401	NA	NA
<a href="#">RADEON X850 XT Platinum Edition</a>	81	1395	NA	NA
<a href="#">Radeon Xpress 1100</a>	34	1539	NA	NA
<a href="#">Radeon Xpress 1150</a>	29	1556	NA	NA
<a href="#">Radeon Xpress 1200</a>	35	1530	NA	NA
<a href="#">Radeon Xpress 1250</a>	42	1504	NA	NA
<a href="#">Radeon Xpress 1270</a>	26	1568	NA	NA
<a href="#">RADEON XPRESS 200</a>	29	1557	NA	NA
<a href="#">RADEON XPRESS 200M</a>	22	1585	NA	NA
<a href="#">RadeonT R5 430</a>	1123	509	NA	NA

CPU Benchmarks

Video Card Benchmarks

Hard Drive Benchmarks

RAM

PC Systems

Android

iOS / iPhone

Videocard Name	Passmark G3D Mark (higher is better)	Rank (lower is better)	Videocard Value (higher is better)	Price (USD)
<a href="#">RadeonT R7 450</a>	2184	313	NA	NA
<a href="#">RadeonT RX 5500M</a>	5872	132	NA	NA
<a href="#">RAGE 128 PRO AGP 4X TMDS</a>	1	1728	NA	NA
<a href="#">Rage Fury Pro/Xpert 2000 Pro</a>	3	1705	NA	NA
<a href="#">Red Hat QXL controller</a>	31	1549	NA	NA
<a href="#">RGH Drivers v3</a>	11	1614	NA	NA
<a href="#">RIVA TNT2 Model 64/Model 64 Pro</a>	3	1688	NA	NA
<a href="#">RIVA TNT2/TNT2 Pro</a>	3	1698	NA	NA
<a href="#">RV530 PRO</a>	118	1294	NA	NA
<a href="#">Ryzen 5 2500U with Radeon Vega</a>	1503	418	NA	NA
<a href="#">Ryzen 7 2700U with Radeon Vega</a>	1617	398	NA	NA
<a href="#">S3 Chrome 430 ULP</a>	39	1514	NA	NA
<a href="#">S3 Chrome S25 DDR2</a>	18	1594	NA	NA
<a href="#">S3 ProSavageDDR</a>	1	1727	NA	NA
<a href="#">SAPPHIRE RADEON 9600 ATLANTIS</a>	47	1489	NA	NA
<a href="#">SAPPHIRE Radeon X1550</a>	61	1451	NA	NA
<a href="#">Sapphire RADEON X800 GT</a>	112	1312	NA	NA
<a href="#">SUMO 9640</a>	650	830	NA	NA
<a href="#">SUMO 964A</a>	497	990	NA	NA
<a href="#">Tesla C2050</a>	3515	225	<a href="#">13.27</a>	<a href="#">\$264.99</a>
<a href="#">Tesla C2050 / C2070</a>	3428	229	NA	NA
<a href="#">Tesla C2070</a>	3274	237	NA	NA
<a href="#">Tesla C2075</a>	3364	232	<a href="#">5.65</a>	<a href="#">\$595.75</a>
<a href="#">Tesla M60</a>	7191	108	<a href="#">3.06</a>	<a href="#">\$2,350.00</a>
<a href="#">Tesla P100-PCI-E-16GB</a>	7225	106	NA	NA
<a href="#">TITAN RTX</a>	16366	3	<a href="#">6.68</a>	<a href="#">\$2,449.99</a>
<a href="#">TITAN V</a>	14452	10	<a href="#">4.55</a>	<a href="#">\$3,179.00*</a>
<a href="#">TITAN V CEO Edition</a>	16987	1	NA	NA
<a href="#">TITAN Xp COLLECTORS EDITION</a>	14976	6	NA	NA
<a href="#">TRINITY DEVASTATOR MOBILE</a>	699	781	NA	NA
<a href="#">TRINITY SCRAPPER MOBILE</a>	498	988	NA	NA
<a href="#">Vanta/Vanta LT</a>	3	1707	NA	NA
<a href="#">VIA Chrome9 HC IGP</a>	4	1676	NA	NA
<a href="#">VIA Chrome9 HC IGP Family</a>	3	1686	NA	NA

CPU Benchmarks

Video Card Benchmarks

Hard Drive Benchmarks

RAM

PC Systems


Android

iOS / iPhone

Videocard Name	Passmark G3D Mark (higher is better)	Rank (lower is better)	Videocard Value (higher is better)	Price (USD)
<a href="#"><u>VIA Chrome9 HC IGP Family WDDM</u></a>	3	1696	NA	NA
<a href="#"><u>VIA Chrome9 HC IGP Prerelease WDDM 1.1</u></a>	2	1724	NA	NA
Videocard Name	Passmark G3D Mark (higher is better)	Rank (lower is better)	Videocard Value (higher is better)	Price (USD)
<a href="#"><u>VIA Chrome9 HC IGP WDDM</u></a>	2	1713	NA	NA
<a href="#"><u>VIA Chrome9 HC IGP WDDM 1.1</u></a>	2	1714	NA	NA
<a href="#"><u>VIA Chrome9 HCM IGP</u></a>	1	1726	NA	NA
<a href="#"><u>VIA Chrome9 HD IGP</u></a>	10	1616	NA	NA
<a href="#"><u>VIA/S3G Chrome 645/640 GPU</u></a>	109	1322	NA	NA
<a href="#"><u>VIA/S3G DeltaChrome IGP</u></a>	3	1700	NA	NA
<a href="#"><u>VIA/S3G KM400/KN400</u></a>	4	1681	NA	NA
<a href="#"><u>VIA/S3G UniChrome IGP</u></a>	4	1677	NA	NA
<a href="#"><u>VIA/S3G UniChrome Pro IGP</u></a>	4	1667	NA	NA
<a href="#"><u>VIA/S3G UniChromell</u></a>	5	1644	NA	NA
<a href="#"><u>Wine Display Adapter</u></a>	261	1146	NA	NA
<a href="#"><u>Xabre</u></a>	5	1659	NA	NA
<a href="#"><u>XFX Radeon HD 4650 AGP</u></a>	109	1320	NA	NA

\* - Last price seen from our affiliates.

[CPU Benchmarks](#) [Video Card Benchmarks](#) [Hard Drive Benchmarks](#) [RAM](#) [PC Systems](#) [Android](#) [iOS / iPhone](#)

<u>Software</u>	<u>Hardware</u>	<u>Benchmarks</u>	<u>About Us</u>	<u>Services</u>	<u>International</u>
CPU Benchmarks	Video Card Benchmarks	Hard Drive Benchmarks	RAM	PC Systems	Android iOS / iPhone
<a href="#"><u>BurnInTest</u></a>	<a href="#"><u>USB3.0</u></a>	<a href="#"><u>CPU</u></a>	<a href="#"><u>Company</u></a>	<a href="#"><u>Store</u></a>	<a href="#"><u>Disclaimer</u></a>
<a href="#"><u>PerformanceTest</u></a>	<a href="#"><u>Loopback</u></a>	<a href="#"><u>Benchmarks</u></a>	<a href="#"><u>Contact Us</u></a>	<a href="#"><u>Support</u></a>	<a href="#"><u>Refunds</u></a>
<a href="#"><u>OSForensics</u></a>	<a href="#"><u>Plugs</u></a>	<a href="#"><u>Video Card</u></a>	<a href="#"><u>The Press</u></a>	<a href="#"><u>Forums</u></a>	<a href="#"><u>Privacy</u></a>
<a href="#"><u>MemTest86</u></a>	<a href="#"><u>USB2.0</u></a>	<a href="#"><u>Benchmarks</u></a>	<a href="#"><u>Room</u></a>		
<a href="#"><u>WirelessMon</u></a>	<a href="#"><u>Loopback</u></a>	<a href="#"><u>Hard Drive</u></a>			
<a href="#"><u>Zoom Search</u></a>	<a href="#"><u>Plugs</u></a>	<a href="#"><u>Benchmarks</u></a>			
<a href="#"><u>Engine</u></a>	<a href="#"><u>PCIe Test</u></a>	<a href="#"><u>RAM</u></a>			<a href="#"><u>Social</u></a>
<a href="#"><u>Free Software</u></a>	<a href="#"><u>Cards</u></a>	<a href="#"><u>Benchmarks</u></a>			
	<a href="#"><u>USB Power</u></a>	<a href="#"><u>PC Systems</u></a>			
	<a href="#"><u>Delivery</u></a>	<a href="#"><u>Benchmarks</u></a>			
	<a href="#"><u>Tester</u></a>	<a href="#"><u>Android</u></a>			
	<a href="#"><u>Serial and</u></a>	<a href="#"><u>Benchmarks</u></a>			
	<a href="#"><u>Parallel</u></a>	<a href="#"><u>iOS / iPhone</u></a>			
	<a href="#"><u>Loopback</u></a>	<a href="#"><u>Benchmarks</u></a>			
	<a href="#"><u>Plugs</u></a>				
	<a href="#"><u>USB Short</u></a>				
	<a href="#"><u>Circuit Testers</u></a>				